



2015 SUN BELT FOOTBALL

For Immediate Release: November 30, 2015

Contact: John McElwain (mcelwain@sunbeltsports.org)

Office: 504-556-0883 | Cell: 504-234-5434

Appalachian State - Arkansas State - Georgia Southern - Georgia State - Idaho - UL Lafayette - UL Monroe - New Mexico State - South Alabama - Texas State - Troy - Coming Soon: Coastal Carolina

2015 Sun Belt Conference Football Standings

	Conference			Points			Overall		Points			Home	Away	Neut	Streak
	W	L	For	Opp	Pct	W	L	For	Opp	Pct					
Arkansas State	7	0	334	203	1.000	8	3	437	329	.727	4-1	4-2	0-0	Won 7	
Appalachian State	6	1	273	138	.857	9	2	412	192	.818	5-1	4-1	0-0	Won 2	
Georgia Southern	6	1	301	148	.857	8	3	409	245	.727	5-0	3-3	0-0	Won 1	
Georgia State	4	3	188	190	.571	5	6	300	334	.455	2-4	3-2	0-0	Won 3	
South Alabama	3	4	184	252	.429	5	6	273	413	.455	3-2	2-4	0-0	Lost 2	
UL Lafayette	3	4	195	206	.429	4	7	300	341	.364	3-2	1-5	0-0	Lost 3	
New Mexico State	3	4	216	297	.429	3	8	308	498	.273	1-4	2-4	0-0	Lost 1	
Idaho	3	5	252	307	.375	4	8	364	505	.333	3-3	1-5	0-0	Won 1	
Texas State	2	5	163	217	.286	3	8	306	415	.273	3-3	0-5	0-0	Lost 1	
Troy	2	5	209	184	.286	3	8	294	322	.273	2-3	1-5	0-0	Lost 2	
UL Monroe	0	7	120	293	.000	1	11	231	440	.083	1-3	0-8	0-0	Lost 10	

Upcoming Schedule

Saturday, December 5

- * Georgia State at Georgia Southern - 1 p.m. (ESPN3)
- * New Mexico State at UL Monroe - 2 p.m. (ESPN3)
- * Texas State at Arkansas State - 2 p.m. (ESPN3)
- * Troy at UL Lafayette - 4 p.m. (ESPN3)
- * Appalachian State at South Alabama - 6:30 p.m. (Sun Belt Network/ESPN3)

* denotes Sun Belt Conference game
All times Central (CT)

Recent Results

Friday, November 27

- * Georgia State 31, Troy 21 - 1 p.m. (ESPN3)

Saturday, November 28

- * Appalachian State 28, UL Lafayette 7 - 1 p.m. (ESPN3)
- * Georgia Southern 55, South Alabama 17 - 1 p.m. (ESPN3)
- * Arkansas State 52, New Mexico State 28 - 3 p.m. (ESPN3/AggieVision)
- * Idaho 38, Texas State 31 - 4 p.m. (ESPN3)
- Hawaii 28, UL Monroe 26 - 10 p.m. (TWC Oceanic/Mountain West Network)

* denotes Sun Belt Conference game
All times Central (CT)

Arkansas State Owns a Sun Belt Title for Fourth Time in Five Seasons

Arkansas State has won no worse than a share of the Sun Belt Championship and can win the title outright should they beat Texas State next Saturday. Appalachian State and Georgia Southern could each still tie for the championship should they win their respective games next week and Arkansas State loses. There are no tie-breakers for the Sun Belt Championship.

A-State has now won a Sun Belt Conference championship for the fourth time over the last five seasons. The Red Wolves have put together five consecutive winning seasons (2011-15) for the first time since 1949-53 and they have seven or more victories each of the last five seasons for the first time in school history.

Appalachian State moved to 9-2 overall and 6-1 in Sun Belt Conference play with last Saturday's 28-7 win over UL Lafayette. With a win in Saturday's regular-season finale at South Alabama, Appalachian State would become only the second team in Sun Belt history with double-digit regular-season wins. Arkansas State also went 10-2 in the regular season in 2011.


Matt Breida rushed for 187 yards and two touchdowns, and the Georgia Southern defense gave up just 136 yards of offense in a 55-17 Sun Belt Conference football victory over South Alabama Saturday afternoon in Paulson Stadium. The Eagles host in-state rivals Georgia State on Saturday.

Sun Belt Student-Athlete Experience

The advantages of competing in college sports in the Sun Belt Conference are both immediate and lifelong. Sun Belt student-athletes are provided with unique opportunities to learn, compete and succeed. Sun Belt student-athletes have access to career services counselors assisting with writing resumes and identifying internships and summer jobs, career workshops, preparation for interviews/mock interviews, and etiquette classes. Sun Belt members have on average over 20 tutors for academic support and employ full-time academic advisors. During the 2014-15 academic year, Sun Belt member institutions awarded \$48,393,375.06 in scholarships to over 3,084 student-athletes. Sun Belt student-athletes have life experiences such as team building, domestic and foreign travel, community service, mentoring, and recognition through honors and awards.

2015 SUN BELT CONFERENCE FOOTBALL


SUN BELT CONFERENCE STUDENT-ATHLETES OF THE WEEK



Offensive Student-Athlete of the Week (Nov. 30)

Fredi Knighten (Arkansas State, QB, Sr., Interdisciplinary Studies)


Senior quarterback Fredi Knighten was responsible for three touchdowns and recorded a season-high 367 passing yards while adding 33 on the ground to post a season-best 400 yards total offense during Arkansas State's 52-28 road victory over New Mexico State. He finished the game just 49 yards shy of his career-best total offense output. Knighten, who averaged 15.9 yards per completion, threw two touchdown passes to move his season total to 17 for the fifth most in school history. He had a 75-yard touchdown completion, which was the longest play of the season by A-State, that tied the score 7-7 early in the first quarter. His rushing touchdown covered five yards and gave the Red Wolves a 14-7 advantage. Knighten's other passing touchdown went for 57 yards and extended A-State's advantage to 42-14 in the third quarter. The preseason first team All-Sun Belt quarterback led the Red Wolves to 605 yards total offense, which was their most this season against an FBS opponent.



Defensive Student-Athlete of the Week (Nov. 30)

Eric Boggs (Appalachian State, LB, So., Physical Education)

Led Appalachian State's terrific defensive effort with three sacks and six total tackles in a 28-7 win over UL Lafayette ... Boggs' three sacks were a career high, the most by a Sun Belt Conference student-athlete this season and tied for the 13th-most by an NCAA Division I FBS student-athlete this season ... the three sacks were also the most by an Appalachian State student-athlete since all-American Jeremy Kimbrough had three against Western Carolina on Oct. 27, 2012 ... Boggs headlined an Appalachian State defense that recorded six sacks and eight quarterback hurries in Saturday's win over UL Lafayette ... the Mountaineers' six sacks were their most since they had six against the Ragin' Cajuns on Nov. 22 of last season while their eight QB hurries were their most since they had eight against Samford on Oct. 12, 2013 ... led by Boggs, Appalachian State limited UL Lafayette to seven points, 246 total yards and 42 rushing yards, all season lows.



Special Teams Student-Athlete of the Week (Nov. 30)

Blaise Taylor (Arkansas State, DB/RS, So., Business Administration)

Sophomore cornerback and return specialist Blaise Taylor had a career-long 73 yard punt return for a touchdown and recorded a career-best 111 total punt return yards to help lead Arkansas State to a 52-28 road victory over New Mexico State. He became the sixth player in Sun Belt Conference history to return multiple punts for a touchdown during a career. His 111 total yards were not only the third most in school history for a single game, they tied the most by an SBC player and the ninth most in the nation this season. Taylor's 73-yard return was the second longest by a Sun Belt player this year and the longest by an A-State player since Kevin Jones had an 89-yard return against Memphis in 2007. Taylor, who also recorded his first career interception during the contest, averaged 27.8 yards per punt return during the contest.

Offensive Student-Athlete of the Week

Sept. 07: Rashon Ceaser (UL Monroe, WR, Sr.)
Sept. 14: Matt Breida (Georgia Southern, RB, Jr.)
Sept. 21: Tyler Jones (Texas State, QB, Jr.)
Sept. 28: Taylor Lamb (Appalachian State, QB, So.)
Oct. 05: Michael Gordon (Arkansas State, RB, Sr.)
Oct. 12: Jalen Nixon (UL Lafayette, QB, Jr.)
Oct. 19: Nick Arbuckle (Georgia State, QB, Sr.)
Oct. 26: Robert Lowe (Texas State, RB, Sr.)
Nov. 02: Larry Rose III (NM State, RB, So.)
Nov. 09: Larry Rose III (NM State, RB, So.)
Nov. 16: Nick Arbuckle (Georgia State, Sr., QB)
Nov. 23: Andrew Allen (NM State, So., QB)
Nov. 30: Fredi Knighten (Arkansas State, Sr. QB)
Dec. 07:

Defensive Student-Athlete of the Week

Sept. 07: Bobby Baker (Georgia State, DB, Jr.)
Sept. 14: Jaden Wright (NM State, DB, So.)
Sept. 21: Jeremy Reaves (South Alabama, DB, So.)
Sept. 28: John Law (Appalachian State, LB, Jr.)
Oct. 05: Kalen Jackson (South Alabama, LB, Jr.)
Oct. 12: Latrell Gibbs (Appalachian State, DB, So.)
Oct. 19: Eric Boggs (Appalachian State, LB, So.)
Oct. 26: Cody Brown (Arkansas State, DB, Jr.)
Nov. 02: Ronald Blair (Appalachian State, DL, Sr.)
Nov. 09: Blake Dees (South Alabama, LB, Sr.)
Nov. 16: Chandon Sullivan (Georgia State, So., DB)
Nov. 23: Tarris Batiste (Georgia State, Sr., DB)
Nov. 30: Eric Boggs (Appalachian State, So., LB)
Dec. 07:

Special Teams Student-Athlete of the Week

Sept. 07: Aleem Sunanon (South Alabama, PK, Jr.)
Sept. 14: Teddy Ruben (Troy, Returner, Sr.)
Sept. 21: Aleem Sunanon (South Alabama, PK, Jr.)
Sept. 28: J.D. McKissic (Arkansas State, WR, Sr.)
Oct. 05: Zach Matics (Appalachian State, PK, Jr.)
Oct. 12: Jeryl Brazil (UL Lafayette, DB, Jr.)
Oct. 19: Austin Rehkow (Idaho, PK/P, Jr.)
Oct. 26: Lumi Kaba (Texas State, PK/P, Jr.)
Nov. 02: Zach Matics (Appalachian State, PK, Sr.)
Nov. 09: Jed Solomon (Troy, K, Sr.)
Nov. 16: Jeremy Reaves (South Alabama, So., DB)
Nov. 23: Parker Davidson (NM State, Fr., K)
Nov. 30: Blaise Taylor (Arkansas State, So., DB/RS)
Dec. 07:

2015 SUN BELT CONFERENCE FOOTBALL

2015 SUN BELT CONFERENCE COMPOSITE SCHEDULE

Thursday, September 3

Ohio 45, Idaho 28 - 8 p.m. (ESPN3)

September 4

Charlotte 23, Georgia State 20 - 2:30 p.m. (ESPNU)

Saturday, September 5

#9 Georgia 51, UL Monroe 14 - 11 a.m. (SEC Network)
Appalachian State 49, Howard 0 - 2:30 p.m. (ESPN3/App State TV)
NC State 49, Troy 21 - 5 p.m. (ESPN3)
South Alabama 33, Gardner-Webb 23 - 5 p.m. (ESPN3)
Kentucky 40, UL Lafayette 33 - 6 p.m. (ESPNU)
West Virginia 44, Georgia Southern 0 - 6:30 p.m. (FSN/Root Sports)
Florida 61, New Mexico State 13 - 6:30 p.m. (SEC Network)
#10 Florida State 59, Texas State 16 - 7 p.m. (ESPN3)
#8 Southern California 55, Arkansas State 16 - 10 p.m. (Pac-12 Network)

Saturday, September 12

#11 Clemson 41, Appalachian State 10 - 11:30 a.m. (ESPN3)
Georgia Southern 43, Western Michigan 17 - 5 p.m. (ESPN3)
UL Lafayette 44, Northwestern State 17 - 6 p.m. (ESPN3)
UL Monroe 47, Nicholls State 0 - 6 p.m. (ESPN3)
Texas State 63, Prairie View A&M 24 - 6 p.m. (ESPN3)
Troy 44, Charleston Southern 16 - 6 p.m. (ESPN3)
#22 Missouri 27, Arkansas State 20 - 6 p.m. (ESPN3)
* Georgia State 34, New Mexico State 32 - 7 p.m. (ESPN3/AggieVision)
#8 Southern California 59, Idaho 9 - 7 p.m. (Pac-12 Network)
Nebraska 48, South Alabama 9 - 7 p.m. (Big Ten Network)

Saturday, September 19

#12 Oregon 61, Georgia State 28 - 1 p.m. (Pac-12 Network)
#24 Wisconsin 28, Troy 3 - 2:30 p.m. (Big Ten Network)
Idaho 41, Wofford 38 - 4 p.m. (ESPN3)
Georgia Southern 48, The Citadel 13 - 5 p.m. (ESPN3)
Southern Miss 56, Texas State 50 - 6 p.m. (ESPN3)
Arkansas State 70, Missouri State 7 - 6 p.m. (ESPN3)
UTEP 50, New Mexico State 47 (OT) - 7 p.m. (ESPN3/AggieVision)
South Alabama 34, San Diego State 27 (OT) - 7 p.m. (Mountain West Network)

Saturday, September 26

Appalachian State 49, Old Dominion 0 - 2:30 p.m. (American Sports Network)
#12 Alabama 34, UL Monroe 0 - 3 p.m. (SEC Network)
Akron 35, UL Lafayette 14 - 6 p.m. (ESPN3)
Toledo 37, Arkansas State 7 - 6 p.m. (ESPN3)
Houston 59, Texas State 14 - 7 p.m. (ESPN3)
NC State 63, South Alabama 13 - 7 p.m. (ESPN3)
* Georgia Southern 44, Idaho 20 - 8 p.m. (ESPN3)

Saturday, October 3

Liberty 41, Georgia State 33 - 2:30 p.m. (ESPN3)
Appalachian State 31, Wyoming 13 - 2:30 p.m. (ESPN3)
* Arkansas State 49, Idaho 35 - 6 p.m. (ESPN3)
* Georgia Southern 51, UL Monroe 31 - 6 p.m. (ESPN3)
* South Alabama 24, Troy 18 - 6 p.m. (ESPN3)
Louisiana Tech 43, UL Lafayette 14 - 6 p.m. (American Sports Network)
New Mexico 38, New Mexico State 29 - 7 p.m. (Root Sports)

Saturday, October 10

#14 Mississippi 52, New Mexico State 3 - 11 a.m. (SEC Network)
* Appalachian State 37, Georgia State 3 - 2:30 p.m. (ESPN3)
Mississippi State 45, Troy 17 - 3 p.m. (SEC Network)
Tulsa 34, UL Monroe 24 - 5 p.m. (ESPN3)
* UL Lafayette 49, Texas State 27 - 6 p.m. (ESPN3)

Tuesday, October 13

* Arkansas State 49, South Alabama 31 - 7 p.m. (ESPN2)

Saturday, October 17

Georgia State 31, Ball State 19 - 2 p.m. (ESPN3)
* Idaho 19, Troy 16 - 2:30 p.m. (ESPN3)
* Georgia Southern 56, New Mexico State 26 - 5 p.m. (ESPN3)
* Appalachian State 59, UL Monroe 14 - 6 p.m. (ESPN3)

Tuesday, October 20

* Arkansas State 37, UL Lafayette 27 - 7 p.m. (ESPN2)

Thursday, October 22

* Appalachian State 31, Georgia Southern 13 - 6:30 p.m. (ESPNU)

Saturday, October 24

* Idaho 27, UL Monroe 13 - 4 p.m. (ESPN3)
* Texas State 36, South Alabama 18 - 6 p.m. (ESPN3)
* Troy 52, New Mexico State 7 - 7 p.m. (ESPN3/AggieVision)

Thursday, October 29

* Georgia Southern 37, Texas State 13 - 6:30 p.m. (ESPNU)

Saturday, October 31

* Appalachian State 44, Troy 41 (3OT) - 2:30 p.m. (ESPN3)
* UL Lafayette 30, UL Monroe 24 - 4 p.m. (ESPN3)
* Arkansas State 48, Georgia State 34 - 6 p.m. (ESPN3)
* New Mexico State 55, Idaho 48 (OT) - 7 p.m. (ESPN3/AggieVision)

Thursday, November 5

* Arkansas State 40, Appalachian State 27 - 6:30 p.m. (ESPNU)

Saturday, November 7

* UL Lafayette 23, Georgia State 21 - 1 p.m. (Sun Belt Network/ESPN3)
* South Alabama 52, Idaho 45 - 2 p.m. (ESPN3)
* Troy 51, UL Monroe 14 - 2:30 p.m. (ESPN3)
* New Mexico State 31, Texas State 21 - 3 p.m. (ESPN3)

Thursday, November 12

* South Alabama 32, UL Lafayette 25 - 6:30 p.m. (ESPNU)

Saturday, November 14

* Arkansas State 59, UL Monroe 21 - 2 p.m. (ESPN3)
* Georgia Southern 45, Troy 10 - 2:30 p.m. (Sun Belt Network/ESPN3)
* Georgia State 41, Texas State 19 - 3 p.m. (ESPN3)
* Appalachian State 47, Idaho 20 - 4 p.m. (ESPN3)

Thursday, November 19

* Texas State 16, UL Monroe 3 - 8:30 p.m. (ESPNU)

Saturday, November 21

* Georgia State 24, South Alabama 10 - 1 p.m. (ESPN3)
Auburn 56, Idaho 34 - 3 p.m. (SEC Network)
* New Mexico State 37, UL Lafayette 34 - 4 p.m. (Sun Belt Network/ESPN3)
Georgia 23, Georgia Southern 17 - 6 p.m. (ESPNU)

Friday, November 27

* Georgia State 31, Troy 21 - 1 p.m. (ESPN3)

Saturday, November 28

* Appalachian State 28, UL Lafayette 7 - 1 p.m. (ESPN3)
* Georgia Southern 55, South Alabama 17 - 1 p.m. (ESPN3)
* Arkansas State 52, New Mexico State 28 - 3 p.m. (ESPN3/AggieVision)
* Idaho 38, Texas State 31 - 4 p.m. (ESPN3)
Hawaii 28, UL Monroe 26 - 10 p.m. (TWC Oceanic/Mountain West Network)

Saturday, December 5

* Georgia State at Georgia Southern - 1 p.m. (ESPN3)
* New Mexico State at UL Monroe - 2 p.m. (ESPN3)
* Texas State at Arkansas State - 2 p.m. (ESPN3)
* Troy at UL Lafayette - 4 p.m. (ESPN3)
* Appalachian State at South Alabama - 6:30 p.m. (Sun Belt Network/ESPN3)

* denotes Sun Belt Conference game

Schedule is subject to change

All times Central (CT)

2015 SUN BELT CONFERENCE FOOTBALL

2015 SUN BELT NEWS AND NOTES

Sun Belt Membership

The Sun Belt Conference consists of 13 total institutions – two (Idaho and New Mexico State) are football only members and two (Little Rock and UT Arlington) are non-football members. Coastal Carolina accepted an invitation the Sun Belt on September 1 and will begin competing in all sports, with the exception of football, beginning with the 2016-17 season. The Chanticleer football program will begin a transition to the Football Bowl Subdivision with its first year of full FBS status coming in 2018.

Coastal Carolina to Join Sun Belt Conference

On September 1, Coastal Carolina University accepted an invitation to join the Sun Belt Conference and will begin competing in all sports, with the exception of football, beginning with the 2016-17 season. The Chanticleer football program will begin a transition to the Football Bowl Subdivision with its first year of full FBS status coming in 2018. During the transition, the Chanticleers will compete as a Sun Belt member in 2017 and have the opportunity to compete for the conference football championship, but they will not be eligible to participate in the postseason.

Sun Belt Bowl Partners

College Football Playoff

Opportunity to select Sun Belt Champion for one of six bowls or CFP semifinals

R+L Carriers New Orleans Bowl - December 19

First Selection (vs. CUSA)

GoDaddy Bowl (Mobile, Ala.) - December 23

Second Selection (vs. MAC)

Raycom Media Camellia Bowl (Montgomery, Ala.) - December 19

Third Selection (vs. MAC)

AutoNation Cure Bowl (Orlando, Fla.) - December 19

Fourth Selection (vs. American)

NOVA Home Loans Arizona Bowl (Tucson, Ariz.) - December 29

Secondary Agreement (vs. MWC/CUSA)

In the last two years alone the Sun Belt Conference has doubled its primary bowl partnerships from two in 2013 to four in 2015. From 2001 to 2009 the Sun Belt Conference had only one bowl partner.

Arkansas State's Knighten Named Candidate for Senior Class Award

Arkansas State senior quarterback Fredi Knighten was one of 30 FBS student-athletes to be selected as a candidate for the 2015 Senior CLASS Award recently. The honor recognizes student-athletes, who excel both on and off the field of competition. In the community, Knighten has assisted with many service efforts. He helped with a tornado relief fund drive by assisting in the recovery process for the geographic regions hit by several tornadoes in the state and region. He has helped with the Life Champs program, which is a football camp held in his hometown of Little Rock, Ark., that helps kids with football and life lessons.

40 NFL Players from Sun Belt Conference Institutions on 2015 Rosters

The Sun Belt Conference has 40 players in the NFL representing its 11 football-playing member institutions for the 2015 season. The conference is represented on 23 of the 32 NFL teams. Appalachian State tops the list of active NFL players with seven, while Arkansas State and Troy have six each.

Sun Belt Conference Part of NOVA Home Loans Arizona Bowl

The Arizona Sports and Entertainment Commission recently announced the creation of the NOVA Home Loans Arizona Bowl. The bowl game will debut on Dec. 29, 2015 and will match two teams from the Mountain West Conference, Conference USA and the Sun Belt Conference. The game will be played at the University of Arizona's stadium in Tucson, Ariz. The NOVA Home Loans Arizona Bowl is the first-ever bowl game to have a digitally-focused broadcast strategy to be orchestrated by primary digital media partner Campus Insiders. Details and technology partnerships along with the television broadcast partner will be announced at a later date.

USA Today Coaches Poll (Nov. 29, 2015)

Team	Record	Points	Prev.
1. Clemson (53)	12-0	1583	1
2. Alabama (8)	11-1	1532	2
3. Iowa (1)	12-0	1434	3
4. Oklahoma (2)	11-1	1431	5
5. Michigan St.	11-1	1371	6
6. Ohio St.	11-1	1272	8
7. Stanford	10-2	1174	12
8. N. Carolina	11-1	1121	11
9. Florida St.	10-2	1072	14
10. Notre Dame	10-2	1009	4
11. TCU	10-2	948	16
12. Baylor	9-2	852	7
13. Northwestern	10-2	772	17
14. Oklahoma St.	10-2	697	10
15. Florida	10-2	668	9
16. Oregon	9-3	645	18
17. Mississippi	9-3	607	19
18. Houston	11-1	536	21
19. Michigan	9-3	523	12
20. Utah	9-3	294	25
21. Temple	10-2	278	24
22. Navy	9-2	228	15
23. LSU	8-3	210	NR
24. USC	8-4	165	NR
25. Wisconsin	9-3	148	NR

ORV: Georgia 82, W. Kentucky 22, UCLA 20, Mississippi St. 15, Memphis 14, S. Diego St. 14, Washington St. 13, BYU 13, West Virginia 8, Tennessee 8, **Arkansas St. 7**, Toledo 6, **Appalachian St. 5**, Texas A&M 2, Bowling Green 1.

Associated Press Poll (Nov. 29, 2015)

Team	Record	Points	Prev.
1. Clemson (53)	12-0	1511	1
2. Alabama (8)	11-1	1469	2
3. Oklahoma	11-1	1367	5
4. Iowa	12-0	1345	3
5. Michigan St.	11-1	1318	6
6. Ohio St.	11-1	1197	8
7. Stanford	10-2	1137	13
8. N. Carolina	11-1	1085	11
9. Notre Dame	10-2	1022	4
10. Florida St.	10-2	951	14
11. TCU	10-2	927	15
12. Baylor	9-2	842	7
13. Northwestern	10-2	711	17
14. Oklahoma St.	10-2	699	9
15. Oregon	9-3	616	18
16. Mississippi	9-3	584	19
17. Houston	11-1	571	21
18. Florida	10-2	566	10
19. Michigan	9-3	518	12
20. Temple	10-2	269	25
21. Utah	9-3	244	NR
22. Navy	9-2	206	16
23. LSU	8-3	199	NR
24. USC	8-4	189	NR
25. Wisconsin	9-3	124	NR

ORV: Georgia 47, W. Kentucky 24, BYU 20, Arkansas 17, Memphis 9, Tennessee 9, South Florida 9, Washington St. 8, Mississippi St. 4, UCLA 4, S. Diego St. 3, **Arkansas St. 2**, West Virginia 1, Toledo 1

2015 SUN BELT CONFERENCE FOOTBALL

2015 SUN BELT NEWS AND NOTES

Football Coaches Teleconference

Conducted Every Monday - All times Central

10:30 a.m. - Scott Satterfield, Appalachian State
 10:37 a.m. - Dennis Franchione, Texas State
 10:44 a.m. - Doug Martin, New Mexico State
 10:51 a.m. - Willie Fritz, Georgia Southern
 10:58 a.m. - Joey Jones, South Alabama
 11:05 a.m. - Blake Anderson, Arkansas State
 11:12 a.m. - Todd Berry, UL Monroe
 11:19 a.m. - Mark Hudspeth, UL Lafayette
 11:26 a.m. - Neal Brown, Troy
 11:33 a.m. - Paul Petrino, Idaho
 11:40 a.m. - Trent Miles, Georgia State

Contact John McElwain (mcelwain@sunbeltsports.org) or Randy Liberman (liberman@sunbeltsports.org) for call-in details.

Sun Belt Coaches and Student-Athletes Team Up For New Orleans Youth Football Clinic

As part of Sun Belt Conference Media Day, Sun Belt Conference Head Football Coaches and Student-Athletes teamed up with the Greater New Orleans Sports Foundation, The Allstate Sugar Bowl & The R+L Carriers New Orleans Bowl to provide a free youth football clinic to children in the area.

Preseason Award Watch List

Paul Hornung - UL Lafayette's Elijah McGuire, UL Monroe's Rashon Ceaser, New Mexico State's Teldrick Morgan; Manning - Arkansas State's Fredi Knighten, Georgia Southern's Kevin Ellison; Walter Camp - UL Lafayette's Elijah McGuire; Doak Walker - UL Lafayette's Elijah McGuire, Appalachian State's Marcus Cox, Arkansas State's Michael Gordon, Georgia Southern's Matt Brieda, Texas State's Robert Lowe, Troy's Brandon Burks; Davey O'Brien - Arkansas State's Fredi Knighten; Biletnikoff - Georgia State's Donovan Harden, UL Monroe's Rashon Ceaser, UL Monroe's Ajalen Holley, New Mexico State's Teldrick Morgan; Rotary Lombardi - Appalachian State's Ronald Blair, Arkansas State's Chris Stone, Georgia State's Joseph Peterson, Idaho's Marc Millan, UL Monroe's Gerrand Johnson, UL Monroe's Hunter Kissinger, New Mexico State's Isaiiah Folasa-Lutui, South Alabama's Joseph Scelfo, Texas State's Adrian Bellard, Troy's Tyler Roberts, Troy's Dalton Bennett; Thorpe - Appalachian State's Doug Middleton, UL Monroe's Mitch Lance, Troy's Montres Kitchens, Texas State's David Mims, Bronko Nagurski - UL Monroe's Gerrand Johnson; Outland - UL Monroe's Gerrand Johnson, Texas State's Adrian Bellard; Ray Guy - Arkansas State's Luke Ferguson, Idaho's Austin Rehkow; South Alabama's Aleem Sunanon; Rimington - Appalachian State's Jesse Chapman, South Alabama's Joseph Scelfo, Troy's Dalton Bennett; John Mackey - Arkansas State's Darion Griswold, Georgia State's Joel Ruiz; Maxwell - Arkansas State's Fredi Knighten, UL Lafayette's Elijah McGuire, Georgia Southern's Matt Brieda, Appalachian State's Marcus Cox.

All-Time Sun Belt Standings for Current Members (Winning Percentage)

School	Wins	Losses	Percentage	Years in Sun Belt
Georgia Southern	14	1	0.933	2
Appalachian State	12	3	0.800	2
Troy	54	35	0.607	12
Arkansas State	60	42	0.588	15
UL Lafayette	60	48	0.556	15
New Mexico State	19	22	0.463	6
UL Monroe	49	60	0.450	15
South Alabama	13	18	0.419	4
Texas State	9	13	0.409	3
Idaho	11	31	0.262	6
Georgia State	4	18	0.182	3

2015 Sun Belt Preseason All-Conference Team

First Team Offense

Fredi Knighten (Arkansas State, Sr., QB, Interdisciplinary Studies)
 Matt Brieda (Georgia Southern, Jr., RB, Finance)
 Elijah McGuire (UL Lafayette, Jr., RB, General Studies)
 J.D. McKissic (Arkansas State, Sr., WR, Interdisciplinary Studies)
 Donovan Harden (Georgia State, WR, Sr., Sociology)
 Rashon Ceaser (UL Monroe, Sr., WR, Kinesiology)
 Joel Ruiz (Georgia State, TE, Sr., Criminal Justice)
 Jesse Chapman (App. State, Sr., OL, Exercise Science)
 Darien Foreman (Georgia Southern, Sr., OL, General Studies)
 Chris May (South Alabama, Sr., OL, Physical Education)
 Joseph Scelfo (South Alabama, Jr., OL, Leisure Studies)
 Adrian Bellard (Texas State, Sr., OL, Criminal Justice)

First Team Defense

Ronald Blair (App. State, Sr., DL, Health Promotion)
 Ja'Von Rolland-Jones (Arkansas State, So., DL, Sports Management)
 Chris Stone (Arkansas State, Sr., DL, Sports Management)
 Gerrand Johnson (UL Monroe, Gr., DL, Communication)
 John Law (App. State, Jr., LB, Health Promotion)
 Xavier Woodson (Arkansas State, Jr., LB, Sports Management)
 Joseph Peterson (Georgia State, LB, Sr., Speech)
 Doug Middleton (App. State, Sr., DB, Business Management)
 Mitch Lane (UL Monroe, Sr., DB, Kinesiology)
 David Mims II (Texas State, Sr., DB, Philosophy)
 Montres Kitchens (Troy, Sr., DB, Social Science)

First Team Special Teams

Aleem Sunanon (South Alabama, Jr., PK, Biomedical Sciences)
 Austin Rehkow (Idaho, Jr., P, Exercise Science and Health)
 Blaise Taylor (Arkansas State, So., RS, Business Administration)

Second Team Offense

Kevin Ellison (Georgia Southern, Jr., QB, General Studies)
 Marcus Cox (App. State, Jr., RB, Management)
 Michael Gordon (Arkansas State, Sr., RB, Interdisciplinary Studies)
 Jamal Robinson (UL Lafayette, Sr., WR, Criminal Justice)
 Ajalen Holley (UL Monroe, Jr., WR, Kinesiology)
 Teldrick Morgan (NM State, RS-Jr., WR, Criminal Justice)
 Darion Griswold (Arkansas State, Sr., TE, Interdisciplinary Studies)
 Colton Jackson (Arkansas State, Jr., OL, Interdisciplinary Studies)
 Octavian Anderson (UL Lafayette, Sr., OL, Criminal Justice)
 Mykhael Quave (UL Lafayette, Sr., OL, Industrial Technology)
 Ryan Melton (Texas State, Jr., OL, Agriculture)
 Dalton Bennett (Troy, Sr., OL, Criminal Justice)

Second Team Defense

Jay Ellison (Georgia Southern, Jr., DL, General Studies)
 Quinton Bradley (Idaho, Sr., DL, Psychology)
 Darzil Washington (UL Lafayette, Sr., DL, General Studies)
 Tyler Roberts (Troy, Sr., DL, Accounting)
 Marc Millan (Idaho, Sr., LB, Organizational Sciences)
 Dominique Tovell (UL Lafayette, Sr., LB, Exercise Science)
 Hunter Kissinger (UL Monroe, Gr., LB, MBA)
 Rocky Hayes (Arkansas State, Sr., DB, Finance)
 Matt Dobson (Georgia Southern, Sr., DB, History)
 Tracy Walker (UL Lafayette, So., DB, Sports Management)
 Roman Buchanan (South Alabama, Jr., DB, Exercise Science)

Second Team Special Teams

Wil Lutz (Georgia State, PK, Sr., Criminal Justice)
 Luke Ferguson (Arkansas State, Sr., P, Marketing)
 Derek Keaton (Georgia Southern, Sr., RS, Justice Studies)

Preseason Sun Belt Offensive Student-Athlete of the Year

Elijah McGuire (UL Lafayette, Jr., RB, General Studies)

Preseason Sun Belt Defensive Student-Athlete of the Year

David Mims II (Texas State, Sr., DB, Philosophy)

2015 SUN BELT CONFERENCE FOOTBALL

2015 SUN BELT NEWS AND NOTES

GSU's Hart Added to Biletnkoff Award List

Georgia State freshman receiver Penny Hart was added to the Watch List for the Biletnkoff Award as the college football season's outstanding receiver. Hart's mid-season selection gives GSU two receivers on the Biletnkoff Award Watch List, joining senior Donovan Harden.

USA's Everett Named John Mackey Tight End of the Week and Mid-Season Award Watch List Addition

The John Mackey Award recently named Gerald Everett of South Alabama as the John Mackey Tight End of the Week. The Sun Belt Conference junior had another big performance against Troy with five catches for 45 yards and two touchdowns. His first quarter touchdown gave the Jaguars the lead and his second quarter touchdown would prove to be the game-deciding score as South Alabama beat the Trojans 24-18. Everett was also added to the awards' mid-season watch list recently. The junior is one of 35 individuals in consideration for the award presented to the most outstanding collegiate tight end. Semifinalists will be announced on Nov. 16, with the list of finalists set to be revealed on Nov. 24; the winner will be unveiled on Dec. 9 and presented the award the following night at The Home Depot College Football Awards Red Carpet Show on ESPNU.

Sun Belt has Three Campbell Semifinalists

The National Football Foundation & College Hall of Fame (NFF) announced recently the 135 semifinalists for the 2015 William V. Campbell Trophy with Georgia Southern's Matt Dobson, Georgia State's Nick Arbuckle and UL Lafayette's Evan Tatford all included on the list. The award recognizes an individual as the absolute best football scholar-athlete in the nation.

Sun Belt Has Four Named Capital One Academic All-District

Four Sun Belt football student-athletes have been named Capital One Academic All-District as announced recently by the College Sports Information Directors of America (CoSIDA). Arkansas State's Luke Ferguson, Georgia Southern's Matt Dobson and James Dean, and Georgia State's Chandon Sullivan represent the Sun Belt among the honorees.

App State FB: 23rd Most Dominant Football Program

In a recent article, Business Insider magazine ranked Appalachian State University football as the 23rd-most dominant college football program in America. In its "25 Most Dominant College Football Programs" article, Business Insider ranks NCAA football programs based on its Niche college ranking (a measure designed to give prospective students an idea of which schools have the best football atmosphere based on a number of factors), games and championships won in the last 15 years and the amount of athletics department revenue generated by the football program. Coming in at No. 23 nationally, Appalachian State is the only Sun Belt Conference institution and the only program from the Carolinas listed in Business Insider's listing of the 25 most dominant college football programs. Appalachian is also the only NCAA Division I FBS "Group of 5" conference member among the top 25 — the only non-"Power 5" conference programs listed besides App State are four-time-defending NCAA Division I FCS national champion North Dakota State (No. 22) and Division III power Mount Union.

2015 Sun Belt vs. Non-Conference (14-31)

American	0-2
Houston	0-1
Tulsa	0-1
Atlantic Coast	0-4
Clemson	0-1
Florida State	0-1
NC State	0-2
Big Ten	0-2
Nebraska	0-1
Wisconsin	0-1
Big 12	0-1
West Virginia	0-1
Conference USA	1-4
Charlotte	0-1
Old Dominion	1-0
Louisiana Tech	0-1
Southern Miss	0-1
UTEP	0-1
FBS Independents	0-0
None scheduled	
Mid-American	2-3
Akron	0-1
Ball State	1-0
Ohio	0-1
Toledo	0-1
Western Michigan	1-0
Mountain West	2-2
Hawaii	0-1
New Mexico	0-1
San Diego State	1-0
Wyoming	1-0
Pacific 12	0-3
Oregon	0-1
Southern Cal	0-2

Southeastern	0-9
Alabama	0-1
Auburn	0-1
Georgia	0-2
Florida	0-1
Kentucky	0-1
Mississippi	0-1
Mississippi State	0-1
Missouri	0-1
Top 25	0-10
#8 Southern California	0-2
#9 Georgia	0-1
#10 Florida State	0-1
#11 Clemson	0-1
#12 Oregon	0-1
#12 Alabama	0-1
#14 Mississippi	0-1
#22 Missouri	0-1
#24 Wisconsin	0-1

NOTE: AP Ranking as of time played

Football Championship Subdivision	9-1
Big South	2-1
Charleston Southern	1-0
Gardner-Webb	1-0
Liberty	0-1
Missouri Valley Conference	1-0
Missouri State	1-0
Mid-Eastern American	1-0
Howard	1-0
Southern Conference	2-0
The Citadel	1-0
Wofford	1-0
Southwestern Athletic Conference	1-0
Prairie View A&M	1-0
Southland	2-0
Nicholls State	1-0
Northwestern State	1-0

CFP Selection Committee

(Nov. 24, 2015)

Team	Record	Prev.
1. Clemson	11-0	1
2. Alabama	10-1	2
3. Oklahoma	10-1	7
4. Iowa	11-0	5
5. Michigan St.	10-1	9
6. Notre Dame	10-1	4
7. Baylor	9-1	10
8. Ohio State	10-1	3
9. Stanford	9-2	11
10. Michigan	9-2	12
11. Oklahoma St.	10-1	6
12. Florida	10-1	8
13. Florida St.	9-2	14
14. North Carolina	10-1	17
15. Navy	9-1	16
16. Northwestern	9-2	20
17. Oregon	8-3	23
18. Ole Miss	8-3	22
19. TCU	9-2	18
20. Washington St.	8-3	NR
21. Mississippi St.	8-3	NR
22. UCLA	8-3	NR
23. Utah	8-3	NR
24. Toledo	9-1	NR
25. Temple	9-2	NR

Preseason Sun Belt Coaches Poll

First Place Votes in Parenthesis

1. Georgia Southern (6)	110 pts
2. UL Lafayette (3)	108 pts
3. Arkansas State (1)	96 pts
4. Appalachian St.	82 pts
5. Texas State	78 pts
6. South Alabama (1)	68 pts
7. UL Monroe	59 pts
8. Troy	39 pts
9. Georgia State	32 pts
10. New Mexico St.	30 pts
11. Idaho	24 pts

2015 SUN BELT CONFERENCE FOOTBALL

APPALACHIAN STATE MOUNTAINEERS (9-2, 6-1 SBC)



Quick Facts

Location.....	Boone, North Carolina
Founded	1899
Enrollment	18,026
Nickname	Mountaineers
Colors	Black & Gold
Athletics Website	www.appstatesports.com
Primary Offense.....	Multiple Spread
Primary Defense	3-4
All-Time Record.....	584-328-28
All-Time SBC Record.....	12-3
2014 Record	7-5
2014 SBC Record (Finish)	6-2 (3rd)
SBC Championships	0
Bowl Appearances	10
Bowl Record.....	4-6
Lettermen Returning.....	46
Lettermen Lost	15
Starters Returning.....	22
Starters Lost	4
Stadium.....	Kidd Brewer Stadium
Capacity.....	23,150
Playing Surface	FieldTurf
Record	230-73-5
First Game.....	Sept. 15, 1962
Largest Crowd:.....	31,531
Media Contact	Mike Flynn
Phone:	(828) 262-2845
E-mail:.....	flynnmh@appstate.edu
Facebook:.....	/AppalachianStateMountaineers
Twitter:	@appstatesports

2015 Schedule

DATE	OPPONENT	LOCATION	TIME (TV)
SEPT. 05	HOWARD	BOONE, N.C.	W, 49-0 (ESPN3)
Sept. 12	at #11 Clemson	Clemson, S.C.	L, 10-41 (ESPN3)
Sept. 26	at Old Dominion	Norfolk, Va.	W, 49-0 (American Sports Network)
OCT. 03	WYOMING	BOONE, N.C.	W, 31-13 (ESPN3)
Oct. 10	* at Georgia State	Atlanta, Ga.	W, 37-3 (ESPN3)
Oct. 17	* at UL Monroe	Monroe, La.	W, 59-14 (ESPN3)
OCT. 22	* GEORGIA SOUTHERN	BOONE, N.C.	W, 31-13 (ESPNU)
OCT. 31	* TROY	BOONE, N.C.	W, 44-41 (30T) (ESPN3)
NOV. 05	* ARKANSAS STATE	BOONE, N.C.	L, 27-40 (ESPNU)
Nov. 14	* at Idaho	Moscow, Idaho	W, 47-20 (ESPN3)
NOV. 28	* UL LAFAYETTE	BOONE, N.C.	W, 28-7 (SUN BELT NETWORK/ESPN3)
Dec. 05	* at South Alabama	Mobile, Ala.	6:30 p.m. (Sun Belt Network/ESPN3)

All times central and subject to change; Home games in **BOLD CAPS**; * denotes Sun Belt game

Mountaineer News and Notes

Appalachian State moved to 9-2 overall and 6-1 in Sun Belt Conference play with last Saturday's 28-7 win over UL Lafayette.

With a win in Saturday's regular-season finale at South Alabama, Appalachian State would become only the second team in Sun Belt history with double-digit regular-season wins. Arkansas State also went 10-2 in the regular season in 2011.

With a win at South Alabama, the Mountaineers would own victories over all eight teams that they have played in two seasons of Sun Belt play. Appalachian State is 2-0 against Georgia State, UL Lafayette, UL Monroe and Troy, 1-1 against Arkansas State and Georgia Southern and 0-1 against USA in Sun Belt play. In the first-ever meeting between the two schools, the Mountaineers lost to the Jaguars, 47-21, on Oct. 4 of last season at Kidd Brewer Stadium.

Since its loss to South Alabama, Appalachian State has won 12 of its last 13 Sun Belt games.

Last Saturday, Appalachian State shut out UL Lafayette for 59:03 before the Cajuns scored their only points with 57 seconds to go in the ballgame. A shutout would have been the Mountaineers' third of the season and their third-straight in games that immediately followed a bye.

Appalachian moved to 7-1 in its last eight games that immediately followed a regular-season bye.

Appalachian State limited UL Lafayette to seven points, 246 total yards and 42 rushing yards, all season lows for the Ragin' Cajuns. The Cajuns' seven points were their fewest since a 55-7 loss to Georgia on Sept. 4, 2010 and their fewest in a Sun Belt Conference game since a 48-3 loss to Troy on Nov. 22, 2008.

Appalachian State's defense also recorded six sacks and eight quarterback hurries in Saturday's win over UL Lafayette. The Mountaineers' six sacks were their most since they had six against the Ragin' Cajuns on Nov. 22 of last season while their eight QB hurries were their most since they had eight against Samford on Oct. 12, 2013.

Sophomore inside linebacker Eric Boggs led the defensive effort against UL Lafayette with three sacks, which were a career high, the most by a Sun Belt Conference student-athlete this season and tied for the 13th-most by an NCAA Division I FBS student-athlete this season.

2015 SUN BELT CONFERENCE FOOTBALL

ARKANSAS STATE RED WOLVES (8-3, 7-0 SBC)



Quick Facts

Location.....	Jonesboro, Arkansas
Founded	1909
Enrollment	13,144
Nickname	Red Wolves
Colors	Scarlet & Black
Athletics Website	www.astateredwolves.com
Primary Offense.....	Multiple
Primary Defense.....	Multiple
All-Time Record.....	449-471-37
All-Time SBC Record.....	60-42
2014 Record	7-6
2014 SBC Record (Finish)	5-3 (T-4th)
SBC Championships	3
Bowl Appearances	12
Bowl Record.....	5-6-1
Lettermen Returning.....	54
Lettermen Lost	21
Starters Returning.....	14
Starters Lost	8
Stadium.....	Centennial Bank Stadium
Capacity.....	30,406
Playing Surface	ProGreen
Record	134-74-1
First Game.....	September 28, 1974
Largest Crowd:.....	31,243
Media Contact	Jerry Scott
Phone:	(870) 972-3405
E-mail:.....	jscott@astate.edu
Facebook:.....	/ASStateRedWolves
Twitter:	@astateredwolves

2015 Schedule

DATE	OPPONENT	LOCATION	TIME (TV)
Sept. 05	at #8 USC	Los Angeles, Calif.	L, 6-55 (Pac-12 Networks)
SEPT. 12	#22 MISSOURI	JONESBORO, ARK.	L, 20-27 (ESPN3)
SEPT. 19	MISSOURI STATE	JONESBORO, ARK.	W, 70-7 (ESPN3)
Sept. 26	at Toledo	Toledo, Ohio	L, 7-37 (ESPN3)
OCT. 03	* IDAHO	JONESBORO, ARK.	W, 49-35 (ESPN3)
Oct. 13	* at South Alabama	Mobile, Ala.	W, 49-31 (ESPN2)
OCT. 20	* UL LAFAYETTE	JONESBORO, ARK.	W, 37-27 (ESPN2)
OCT. 31	* GEORGIA STATE	JONESBORO, ARK.	W, 48-34 (ESPN3)
Nov. 05	* at Appalachian State	Boone, N.C.	W, 40-27 (ESPNU)
Nov. 14	* at UL Monroe	Monroe, La.	W, 59-21 (ESPN3)
Nov. 28	* at New Mexico State	Las Cruces, N.M.	W, 52-28 (AggieVision/ESPN3)
DEC. 05	* TEXAS STATE	JONESBORO, ARK.	2 P.M. (ESPN3)

All times central and subject to change; Home games in **BOLD CAPS**; * denotes Sun Belt game

Red Wolf News and Notes

Arkansas State has secured at least a share of the Sun Belt Conference championship for the fourth time over the last five seasons . . . A-State has put together five consecutive winning seasons (2011-15) for the first time since 1949-53 . . . Arkansas State has 7 or more victories each of the last five seasons for the first time in school history . . . The Red Wolves have collected 43 victories since 2011, giving them the most wins in school history over a five-year span . . . A-State has eight or more victories in one season for the 14th time in school history . . . Arkansas State has seven or more Sun Belt Conference wins for the third time in school history (2015, 2012, 2011) . . . The Red Wolves have won seven consecutive games for the first time since 2012 . . . A-State holds an 8-3 or better record through 11 games for the first time since 2012 and third time ever as an FBS member . . . The Red Wolves are bowl eligible for the eighth time over the last 11 seasons, including the last five in a row . . . Arkansas State possesses a 7-0 league record for the second time in school history (A-State went undefeated in Sun Belt play in 2011) . . . A-State has put together a winning record at Centennial Bank Stadium for the 11th straight year (2005-15) . . . With their win over NMSU, the Red Wolves improved their record in the month of November to 16-3 dating back to the 2011 season . . . A-State has won 32 of its last 38 Sun Belt Conference games . . . 14 of A-State's 15 victories under head coach Blake Anderson have come by a double-figure margin . . . Arkansas State has won 16 of its last 19 Sun Belt Conference road games . . . A-State has produced at least 300 yards total offense 67 times over its last 75 games . . . The Red Wolves have recorded 400-plus yards total offense eight times this season, including the last five games in a row . . . Arkansas State has tallied 500 or more yards total offense five times this season, matching their total number of games for all last year . . . A-State has scored 30 or more points for the 40 times over its last 58 regular-season games, including the last seven in a row . . . Including its game against NMSU, A-State has tallied at least 40 points in six of its seven SBC games this year . . . The Red Wolves have recorded at least one turnover gained in 22 of 24 games under defensive coordinator Joe Cauthen . . . A-State has posted at least one interception in 10 consecutive games and now has a nation-best 24 on the season - the Red Wolves have tallied multiple interceptions in a game seven times this season. Fifteen different A-State players have an interception this season . . . Arkansas State has recorded seven defensive touchdowns this season, which is tied for the most in the nation.

2015 SUN BELT CONFERENCE FOOTBALL

GEORGIA SOUTHERN EAGLES (8-3, 6-1 SBC)



Quick Facts

Location.....	Statesboro, Georgia
Founded	1906
Enrollment	20,517
Nickname	Eagles
Colors	Blue & White
Athletics Website	www.gseagles.com
Primary Offense.....	Spread Option
Primary Defense.....	4-3
All-Time Record.....	311-120-1
All-Time SBC Record.....	13-1
2014 Record	9-3
2014 SBC Record (Finish)	8-0 (1st)
SBC Championships	1
Bowl Appearances	0
Bowl Record.....	n/a
Lettermen Returning.....	58
Lettermen Lost	25
Starters Returning.....	13
Starters Lost	9
Stadium.....	Paulson Stadium
Capacity.....	25,000
Playing Surface .	Natural Grass (Bermuda Tift)
Record	180-33
First Game.....	Sept. 29, 1984
Largest Crowd:.....	25,725
Media Contact	Bryan Johnston
Phone:	(912) 478-5448
E-mail:.....	bjohnston@georgiasouthern.edu
Facebook:.....	/GSAthletics
Twitter:	@gsathletics

2015 Schedule

DATE	OPPONENT	LOCATION	TIME (TV)
Sept. 05	at West Virginia	Morgantown, W. Va.	L, 0-44 (FSN/Root Sports)
SEPT. 12	WESTERN MICHIGAN	STATESBORO, GA.	W, 43-17 (ESPN3)
SEPT. 19	THE CITADEL	STATESBORO, GA.	W, 48-13 (ESPN3)
Sept. 26	* at Idaho	Moscow, Idaho	W, 20-44 (ESPN3)
Oct. 03	* at UL Monroe	Monroe, La.	W, 51-31 (ESPN3)
OCT. 17	* NEW MEXICO STATE	STATESBORO, GA.	W, 56-26 (ESPN3)
Oct. 22	* at Appalachian State	Boone, N.C.	L, 13-31 (ESPNU)
OCT. 29	* TEXAS STATE	STATESBORO, GA.	W, 37-13 (ESPN3)
Nov. 14	* at Troy	Troy, Ala.	W, 45-10 (Sun Belt Network/ESPN3)
Nov. 21	at Georgia	Athens, Ga.	L, 17-23 (OT) (ESPNU)
NOV. 28	* SOUTH ALABAMA	STATESBORO, GA.	W, 55-17 (ESPN3)
DEC. 05	* GEORGIA STATE	STATESBORO, GA.	1 P.M. (ESPN3)

All times central and subject to change; Home games in **BOLD CAPS**; * denotes Sun Belt game

Eagle News and Notes

Despite their proximity Georgia Southern and Georgia State have met just once before with the Eagles winning that lone game 69-31 last season in Atlanta.

The game was the first Sun Belt Conference contest in GS football history and was the first of eight league wins for the Eagles en route to a 2014 conference title.

The Georgia Southern Eagles and the Georgia State Panthers go head-to-head in Saturday's football game at Paulson Stadium for a "W" in the Sun Belt Conference and two points added to the winning team's current standing in the Georgia Southern/Georgia State Rivalry Series.

Both schools announced their participation in the series earlier this season, just one year after competing for the first time in football in the Sun Belt Conference.

The points-based system encompasses all sports in which the two schools compete against each other through head-to-head match-ups and conference championship finishes. All head-to-head series are worth one total point. However, two points are up for grabs in Saturday's football game, as well as when the teams play each other twice in men and women's basketball, competing for one point per game. Bonus points can be received when the two schools compete against one another in a Sun Belt tournament.

Georgia State currently leads the rivalry 3-2. Georgia Southern received points from wins in both volleyball and women's soccer.

Teams also have the opportunity to compete for an additional three points through academic achievement and community service projects. The athletic department with the highest GPA average for the year will receive one point toward the series.

The Student-Athlete Advisory Committee for each school will also select one community service project per semester to compete for the remaining two points.

2015 SUN BELT CONFERENCE FOOTBALL

GEORGIA STATE PANTHERS (5-6, 4-3 SBC)



Quick Facts

Location.....	Atlanta, Georgia
Founded	1913
Enrollment	32,000
Nickname	Panthers
Colors	Blue & White
Athletics Website .	www.georgiastatesports.com
Primary Offense.....	Multiple
Primary Defense	3-4
All-Time Record.....	16-52
All-Time SBC Record.....	4-18
2014 Record	1-11
2014 SBC Record (Finish)	0-8 (11th)
SBC Championships	0
Bowl Appearances	0
Bowl Record.....	n/a
Lettermen Returning.....	50
Lettermen Lost	14
Starters Returning.....	19
Starters Lost	5
Stadium.....	Georgia Dome
Capacity.....	28,155 (Lower Bowl)
Playing Surface	Field Turf
Record	11-27
First Game.....	Sept. 2, 2010
Largest Crowd:.....	30,237
Media Contact	Allison George
Phone:	(404) 413-4032
E-mail:.....	ageorge@gsu.edu
Facebook:.....	/GeorgiaStateAthletics
Twitter:	@gsupanthers

2015 Schedule

DATE	OPPONENT	LOCATION	TIME (TV)
SEPT. 4	CHARLOTTE	ATLANTA, GA.	L, 20-23 (ESPNU)
Sept. 12	* at New Mexico State	Las Cruces, N.M.	W, 34-32 (ESPN3)
Sept. 19	at #12 Oregon	Eugene, Ore.	L, 28-61 (Pac-12 Networks)
OCT. 03	LIBERTY	ATLANTA, GA.	L, 33-41 (ESPN3)
OCT. 10	* APPALACHIAN STATE	ATLANTA, GA.	L, 3-37 (ESPN3)
Oct. 17	at Ball State	Muncie, Ind.	W, 31-19 (ESPN3)
Oct. 31	* at Arkansas State	Jonesboro, Ark.	L, 34-48 (ESPN3)
NOV. 07	* UL LAFAYETTE	ATLANTA, GA.	L, 21-23 (SUN BELT NETWORK/ESPN3)
Nov. 14	* at Texas State	San Marcos, Texas	W, 41-19 (ESPN3)
NOV. 21	* SOUTH ALABAMA	ATLANTA, GA.	W, 24-10 (ESPN3)
NOV. 27	* TROY	ATLANTA, GA.	W, 31-21 (ESPN3)
Dec. 05	* at Georgia Southern	Statesboro, Ga.	1 p.m. (ESPN3)

All times central and subject to change; Home games in **BOLD CAPS**; * denotes Sun Belt game

Panther News and Notes

Quarterback Nick Arbuckle passed for 368 yards and accounted for three touchdowns, Glenn Smith rushed for 87 yards and a score, and tight end Keith Rucker had 10 catches for 154 yards to lead Georgia State to its third straight victory, 31-21 over Troy.

The Georgia State defense turned in another strong performance against Troy, holding the Trojans to just 81 yards rushing, GSU's low against an FBS opponent.

The GSU defense has held four straight opponents, and five of its last six, to 23 points or fewer. Over the last four games, the Panthers are allowing 18.3 points and 354.0 total yards per game.

Quarterback Nick Arbuckle leads the Sun Belt with 346.7 passing yards per game, which ranks sixth in FBS. Arbuckle also leads the league in total offense (339.3 pg/8th FBS) and completion percentage (64.2) while ranking second in touchdown passes (23) and pass efficiency (152.8).

With 3,814 yards passing, Arbuckle has posted the second-best single-season total in Sun Belt history. He is 440 yards behind the Sun Belt record of 4,254 yards by Troy's Levi Brown in 2009.

Freshman Penny Hart is the leading receiver in the Sun Belt with 64 receptions for 966 yards and seven touchdowns.

The top candidate for Sun Belt Freshman of the Year, Hart ranks second among all FBS freshmen in receptions (5.8 pg) and receiving yards (87.8 pg) and third in touchdowns (7).

Junior Robert Davis, second in the Sun Belt in receiving yards and third in receptions, has caught a pass in every game he has played (35 straight). Davis ranks third among active Sun Belt players and 26th in FBS with 2,375 career receiving yards.

Davis is one of the Panthers' two 2,000-yard receivers, along with senior Donovan Harden (154 receptions, 2,151 yards, 18 TD, including two seasons at Illinois State.)

Tight end Keith Rucker is coming off a career day with 10 receptions for 154 yards vs. Troy. Over his last five games, Rucker is averaging 5.8 receptions for 73.4 yards and has four touchdowns.

Senior linebacker Joseph Peterson ranks fourth among all active FBS players with 362 career tackles. Second in the Sun Belt this season, he needs just seven tackles to break the GSU season record of 103 that he set in 2013.

2015 SUN BELT CONFERENCE FOOTBALL

IDAHO VANDALS (4-8, 3-5 SBC)



Quick Facts

Location.....	Moscow, Idaho
Founded	1889
Enrollment	12,493
Nickname	Vandals
Colors	Silver & Gold
Athletics Website	www.GoVandals.com
Primary Offense.....	Multiple
Primary Defense.....	Multiple
All-Time Record.....	424-567-23
All-Time SBC Record.....	11-31 (2001-04; 2014-)
2014 Record	1-10
2014 SBC Record (Finish)	1-7 (T-9th)
SBC Championships	0
Bowl Appearances	2
Bowl Record.....	2-0
Lettermen Returning.....	34
Lettermen Lost	22
Starters Returning.....	13
Starters Lost	9
Stadium.....	Kibbie Dome
Capacity.....	16,000
Playing Surface	RealGrass Pro
Record	122-76-1
First Game.....	Sept. 27, 1975
Largest Crowd:.....	17,600
Media Contact	Becky Paull
Phone:	(208) 669-0411
E-Mail:	bpaul@uidaho.edu
Facebook:.....	/VandalAthletics
Twitter:	@idaho_vandals

2015 Schedule

DATE	OPPONENT	LOCATION	TIME (TV)
SEPT. 03	OHIO	MOSCOW, IDAHO	L, 28-45 (ESPN3)
Sept. 12	at #8 USC	Los Angeles, Calif.	L, 9-59 (Pac-12 Network)
SEPT. 19	WOFFORD	MOSCOW, IDAHO	W, 41-38 (ESPN3)
SEPT. 26	* GEORGIA SOUTHERN	MOSCOW, IDAHO	L, 20-44 (ESPN3)
Oct. 03	* at Arkansas State	Jonesboro, Ark.	L, 35-49 (ESPN3)
Oct. 17	* at Troy	Troy, Ala.	W, 19-16 (ESPN3)
OCT. 24	* UL MONROE	MOSCOW, IDAHO	W, 27-13 (ESPN3)
Oct. 31	* at New Mexico State	Las Cruces, N.M.	L, 48-55 (OT) (ESPN3)
Nov. 07	* at South Alabama	Mobile, Ala.	L, 45-52 (ESPN3)
NOV. 14	* APPALACHIAN STATE	MOSCOW, IDAHO	L, 20-47 (ESPN3)
Nov. 21	at Auburn	Auburn, Ala.	L, 34-56 (SEC Network)
NOV. 28	* TEXAS STATE	MOSCOW, IDAHO	W, 38-31 (ESPN3)

All times central and subject to change; Home games in **BOLD CAPS**; * denotes Sun Belt game

Vandal News and Notes

The Vandals finishing 4-8 for their best season since 2010 came about via a number of noteworthy achievements. While the national rankings won't be finalized until after the bowl season, their marks on Idaho history are many.

Senior running back Elijaa Penny had the most yards (1,159) since Deonte Jackson's 1,175 in 2007. He did it on the fourth most carries in modern history. His 246 are behind Devon Pearce's 267 in 1990, Ray McDonald's 259 in 1966, and Zach Gerstner's 156 in 2003.

Sophomore quarterback Matt Linehan's 2,972 yards were the most since Nate Enderle threw for 3,314 in 2010. His completed 246 of his 390 passes with his completions ranking seventh all-time for a single season for a Vandal quarterback. In moving onto the list, he pushed his dad, Scott, to ninth (231 in 1986). Matt Linehan also had the 10th-best single-season yardage total.

For his career, Linehan moved into eighth for completions (467) and yards (5,512). With his 309 yards last Saturday, he upped his 300-plus games to nine. He's tied with Enderle and right behind Ken Hobart, who had 10. John Friesz is Idaho's all-time leader with 28 games of 300 or more yards. Doug Nussmeier is second with 15, and Scott Linehan and John Welsh are tied with 11 each.

Junior Austin Rehkow continued to prove his versatility. He became the single-season record holder for field goals made with 23 out of another record mark - 27 attempts. His percentage of 86.7 is second best - just behind Brian Decicio's 1985 record of 87.5 percent (on 14 of 16 attempts). He is third in all three career field goal categories with 63 attempts, 43 made and 68.3 percent.

Rehkow rewrote the records as a freshman and continues to do add to his acclaim as a punter. In his first two seasons, he averaged 47.8 yards per punt for the best-single-season average. This year's 45.7 is third best. He is the career average leader with 47.2 yards per kick off the sixth-highest career punts (168) and fifth-best career yards (7,928).

Senior Quinton Bradley wrapped up his Vandal career by leading Idaho in sacks (6.0-33) and tackles for loss (15.0-78). Fellow senior Broc Westlake led the team in total tackles (87) with true freshman Kaden Elliss right behind (83).

Senior Marc Millan moved into a tie for 10th on the career total tackles list (312) with Jerry Medved, who played from 1985-88.

2015 SUN BELT CONFERENCE FOOTBALL

UL LAFAYETTE RAGIN' CAJUNS (4-7, 3-4 SBC)



Quick Facts

Location.....	Lafayette, Louisiana
Founded	1898
Enrollment	18,796
Nickname.....	Ragin' Cajuns
Colors.....	Vermilion and White
Athletics Website	www.RaginCajuns.com
Primary Offense.....	Multiple
Primary Defense.....	Hybrid 4-3
All-Time Record.....	520-538-34
All-Time SBC Record.....	60-48
2014 Record	9-4
2014 SBC Record (Finish)	7-1
SBC Championships	2
Bowl Appearances	6
Bowl Record.....	5-1
Lettermen Returning.....	53
Lettermen Lost	21
Starters Returning.....	11
Starters Lost	14
Stadium.....	Cajun Field
Capacity.....	41,426
Playing Surface	Pro Grass Synthetic Turf
Record	131-103-2
First Game.....	Sept. 25, 1971
Largest Crowd:.....	41,357
Media Contact	Matt Sullivan
Phone:	(337) 482-6331
E-Mail:.....	matt.sullivan@louisiana.edu
Facebook:.....	/RaginCajunAthletics
Twitter:	@ULRaginCajuns or @RaginCajunsFB

2015 Schedule

DATE	OPPONENT	LOCATION	TIME (TV)
Sept. 05	at Kentucky	Lexington, Ky.	L, 33-40 (ESPNU)
SEPT. 12	NORTHWESTERN STATE	LAFAYETTE, LA.	W, 44-17 (ESPN3)
SEPT. 26	AKRON	LAFAYETTE, LA.	L, 14-35 (ESPN3)
Oct. 03	at Louisiana Tech	Ruston, La.	L, 14-43 (American Sports Network)
OCT. 10	* TEXAS STATE	LAFAYETTE, LA.	W, 49-27 (ESPN3)
Oct. 20	* at Arkansas State	Jonesboro, Ark.	L, 27-37 (ESPN2)
OCT. 31	* UL MONROE	LAFAYETTE, LA.	W, 30-24 (ESPN3)
Nov. 07	* at Georgia State	Atlanta, Ga.	W, 23-21 (Sun Belt Network/ESPN3)
Nov. 12	* at South Alabama	Mobile, Ala.	L, 25-32 (ESPNU)
NOV. 21	* NEW MEXICO STATE	LAFAYETTE, LA.	L, 34-37 (SUN BELT NETWORK/ESPN3)
Nov. 28	* at Appalachian State	Boone, N.C.	L, 7-28 (Sun Belt Network/ESPN3)
DEC. 05	* TROY	LAFAYETTE, LA.	4 P.M. (ESPN3)

All times central and subject to change; Home games in **BOLD CAPS**; * denotes Sun Belt game

Ragin' Cajun News and Notes

The Louisiana Ragin' Cajuns football team will honor its 18-man senior class and conclude the 2015 season on Saturday, Dec. 5, when it plays host to Troy in a 4 p.m. contest at Cajun Field.

UL Lafayette (4-7, 3-4 SBC) looks to end the season on a positive note as it ends the regular-season against Troy (3-8, 2-5 SBC) for the second consecutive year and third time overall since 2009. The Ragin' Cajuns, who lead the all-time series 11-7 and have won fourth straight contests, erased a half-time deficit in last year's game to claim a 42-23 victory at Veterans Memorial Stadium.

Prior to the game, the Ragin' Cajuns will honor their senior class that has been a part of a Sun Belt Conference regular-season championship (2013) and three victories in the R+L Carriers New Orleans Bowl (2012, 2013, 2014).

Two seniors – receiver Jamal Robinson and kicker Carlos Alvarez – competed as part of the Ragin' Cajuns 2011 squad that claimed the R+L Carriers New Orleans Bowl over San Diego State.

Also being honored by the Ragin' Cajuns are: Tyren Alexander (LB), Octavian Anderson (OL), Montrel Carter (RB), Zachary DeGrange (DB/LB), Jake Guidry (LS), Torrey Pierce (RB), Chris Prater (DE), Mykhael Quave (OL), Effrem Reed (RB), Greg Siener (TE), Evan Tatford (TE), Dominique Tovell (LB), Darzil Washington (LB), Jevante Watson (DB), Donovan Williams (OL) and T.J. Worthy (DB).

Jamal Robinson caught seven passes for the Ragin' Cajuns and passed current San Diego Chargers tight end Ladarius Green (2008-11) for fifth-place on the school's all-time list. With 154 receptions in his career, Robinson needs two catches to pass Bill Sampy (2002-05) for fourth-place.

Elijah McGuire enters Saturday's game against the Trojans, needing 28 yards rushing to reach the 1,000-yard mark for the second straight year. The junior would join Tyrell Fenroy (2005-08) as the only running backs in school history to record back-to-back 1,000-yard seasons on the ground.

McGuire also looks to become the first running back in school history to record 100 receptions in a career. With 30 receptions on the season, McGuire has caught 97 passes in his first three years with the Ragin' Cajuns.

2015 SUN BELT CONFERENCE FOOTBALL

UL MONROE WARHAWKS (1-11, 0-7 SBC)



Quick Facts

Location.....	Monroe, Louisiana
Founded	1931
Enrollment	8,517
Nickname.....	Warhawks
Colors.....	Maroon & Gold
Athletics Website	www.ulmwarhawks.com
Primary Offense.....	Multiple
Primary Defense.....	3-3-5
All-Time Record.....	295-397-8
All-Time SBC Record.....	49-59
2014 Record	4-8
2014 SBC Record (Finish)	3-5 (T-7th)
SBC Championships	1
Bowl Appearances	4
Bowl Record.....	2-2
Lettermen Returning.....	32
Lettermen Lost	21
Starters Returning.....	17
Starters Lost	9
Stadium.....	JPS Field at Malone Stadium
Capacity.....	30,427
Playing Surface	FieldTurf Revolution
Record	119-75-1
First Game.....	Sept. 16, 1978
Largest Crowd.....	31,175
Media Contact	Alex Edwards
Phone:	(318) 342-5463
E-mail:.....	edwards@ulm.edu
Facebook:.....	/Warhawks
Twitter:	@ulmwarhawks

2015 Schedule

DATE	OPPONENT	LOCATION	TIME (TV)
Sept. 05	at #9 Georgia	Athens, Ga.	L, 14-51 (SEC Network)
SEPT. 12	NICHOLLS STATE	MONROE, LA.	W, 47-0 (ESPN3)
Sept. 26	at #12 Alabama	Tuscaloosa, Ala.	L, 0-34 (SEC Network)
OCT. 03	* GEORGIA SOUTHERN	MONROE, LA.	L, 31-51 (ESPN3)
Oct. 10	at Tulsa	Tulsa, Okla.	L, 24-34 (ESPN3)
OCT. 17	* APPALACHIAN STATE	MONROE, LA.	L, 14-59 (ESPN3)
Oct. 24	* at Idaho	Moscow, Idaho	L, 13-27 (ESPN3)
Oct. 31	* at UL Lafayette	Lafayette, La.	L, 24-30 (ESPN3)
Nov. 07	* at Troy	Troy, Ala.	L, 14-51 (ESPN3)
NOV. 14	* ARKANSAS STATE	MONROE, LA.	L, 21-59 (ESPN3)
Nov. 19	* at Texas State	San Marcos, Texas	L, 3-16 (ESPNU)
Nov. 28	at Hawaii	Honolulu, Hawaii	L, 26-28 (TWC Oceanic/MWN)
DEC. 05	* NEW MEXICO STATE	MONROE, LA.	2 P.M. (ESPN3)

All times central and subject to change; Home games in **BOLD CAPS**; * denotes Sun Belt game

Warhawk News and Notes

The Warhawks defeated New Mexico State in last year's penultimate game. ULM rallied around a 17-point Aggie second quarter to win 30-17. Michael Johnson had a career-high 4.5 tackles for loss on the day. ULM had lost the previous three meetings to the Aggies.

Last Saturday was ULM's second time in school history leaving the continental U.S. The previous contest was a 23-20 overtime win at Hawaii on Nov. 22, 1997 in the season finale.

The 26 first downs were the most for ULM since the Nicholls State win in the second game of the season.

Hawai'i had eight completions in 16 attempts, marking the fourth time ULM held its opponent to 50 percent or less.

The seven third-down conversions were the most for ULM since the Tulsa game. The Warhawks (2-3) also had multiple fourth-down conversions for the third game of the year.

The seven-point second half for Hawai'i was the third time in the last four games that the Warhawk opponent scored single-digits after the break.

Earnest Carrington's 30-yard run was the longest by a ULM quarterback since Kolton Browning's 39-yard dash against Auburn in the second game of the 2012 season.

Carrington finished the night with 27 completions on 44 attempts. He also had two touchdowns and no turnovers. He has increased his completion total by 11 each of the past two games and had 19 and 33 attempts in succession heading into Saturday.

ULM forced a punt on its first defensive drive. It's the 10th time of the season that an opponent either kicked or turned it over to begin the game.

Marcus Green (12 catches, 103 yards) had his second-career double-digit catch and triple-digit receiving yards game of his career.

Xavier Brown's touchdown grab was the first of his career.

2015 SUN BELT CONFERENCE FOOTBALL

NEW MEXICO STATE AGGIES (3-8, 3-4 SBC)



Quick Facts

Location.....	Las Cruces, New Mexico
Founded	1888
Enrollment	16,428
Nickname	Aggies
Colors	Crimson & White
Athletics Website	www.nmstatesports.com
Primary Offense.....	Spread
Primary Defense	4-3
All-Time Record.....	421-618-30
All-Time SBC Record.....	18-23 (2001-04; 2014-)
2014 Record	2-10
2014 SBC Record (Finish)	1-7 (T-10th)
SBC Championships	0
Bowl Appearances	3
Bowl Record.....	2-0-1
Lettermen Returning.....	48
Lettermen Lost	21
Starters Returning.....	22
Starters Lost	7
Stadium.....	Aggie Memorial
Capacity.....	30,343
Playing Surface	Field Turf
Record	70-134
First Game.....	Sept. 16, 1978
Largest Crowd.....	32,993
Media Contact	Cari Gold
Phone:	(575) 646-3269
E-mail:.....	gold@nmsu.edu
Facebook:.....	/NMSUAthletics
Twitter:	@nmstateaggies

2015 Schedule

DATE	OPPONENT	LOCATION	TIME (TV)
Sept. 05	at Florida	Gainesville, Fla.	L, 13-61 (SEC Network)
SEPT. 12	* GEORGIA STATE	LAS CRUCES, N.M.	L, 32-34 (AGGIEVISION/ESPN3)
SEPT. 19	UTEP	LAS CRUCES, N.M.	L, 47-50 (OT) (AGGIEVISION/ESPN3)
Oct. 03	at New Mexico	Albuquerque, N.M.	L, 29-38 (Root Sports)
Oct. 10	at #14 Ole Miss	Oxford, Miss.	L, 3-52 (SEC Network)
Oct. 17	* at Georgia Southern	Statesboro, Ga.	L, 26-56 (ESPN3)
OCT. 24	* TROY	LAS CRUCES, N.M.	L, 7-52 (AGGIEVISION/ESPN3)
OCT. 31	* IDAHO	LAS CRUCES, N.M.	W, 55-48 (OT) (AGGIEVISION/ESPN3)
Nov. 07	* at Texas State	San Marcos, Texas	W, 31-21 (ESPN3)
Nov. 21	* at UL Lafayette	Lafayette, La.	W, 37-34 (Sun Belt Network/ESPN3)
NOV. 28	* ARKANSAS STATE	LAS CRUCES, N.M.	L, 28-52 (AGGIEVISION/ESPN3)
Dec. 05	* at UL Monroe	Monroe, La.	2 p.m. (ESPN3)

All times central and subject to change; Home games in **BOLD CAPS**; * denotes Sun Belt game

Aggie News and Notes

The NM State football team is set to take on ULM on Saturday in the season finale at 1 p.m. MT at JPS Field at Malone Stadium. The game will air on ESPN3 and will be broadcast on AM 570.

The Aggies are coming off a 52-28 loss to Arkansas State on Senior Day last Saturday night. NM State put points on the board first as Jordan Bergstrom caught a 46-yard pass from Andrew Allen for a 7-0 advantage on the first drive. Arkansas State then scored three touchdowns in a row before the home team responded with a touchdown to open the second quarter. Again, Allen connected with Bergstrom for a 12-yard pass and the score. The Red Wolves tacked on three more touchdowns before Allen threw a 60-yard touchdown pass, this time to Gregory Hogan. The visiting team added a field goal and another touchdown before Nick Jeanty found Teldrick Morgan in the end zone with 2:11 left in the game for the final score.

Bergstrom had a career-high in both touchdowns and receiving yards with two and 110, respectively, on just four catches. The 110 receiving yards dwarfed his previous career-high of 77 yards, which came earlier this season against Georgia State. The senior now has 24 catches for 341 yards and five touchdowns this season.

Allen completed 13-of-24 passes for 211 yards and three touchdowns. The sophomore is 92-of-178 for 1,221 yards and 14 touchdowns in only six games this season. Nick Jeanty was 13-of-17 for 104 yards against the Red Wolves. He is 54-of-110 for 531 yards and three touchdowns in his six games this season.

Larry Rose III used 15 carries to rush for 106 yards against Arkansas State. This is the sophomore's seventh 100-yard rushing game this season. Rose III continues to lead the team and the Sun Belt in rushing yards with 1,587 in 11 games. His 144.3 yards per game ranks fourth in the nation.

Jacob Nwangwa led the Aggies' defensive efforts with 10 tackles. He currently ranks second on the team with 74 tackles. Nwangwa is tied for a team-high three interceptions on the season and has one forced fumble as well.

Next week's opponent, ULM, is coming off a 28-26 loss at Hawai'i. The Warhawks were led by Earnest Carrington, who completed 27-of-44 passes for 234 yards and two touchdowns.

NM State holds a 3-1 series lead against the Warhawks. The two teams last met on Nov. 22, 2014 as ULM captured a 30-17 victory.

2015 SUN BELT CONFERENCE FOOTBALL

SOUTH ALABAMA (5-6, 3-4 SBC)



Quick Facts

Location.....	Mobile, Ala.
Founded	1963
Enrollment	16,055
Nickname	Jaguars
Colors	Blue, Red and White
Athletics Website	www.usajaguars.com
Primary Offense.....	Multiple Spread
Primary Defense	4-2-5
All-Time Record	42-34
All-Time SBC Record	13-18
2014 Record	6-7
2014 SBC Record (Finish)	5-3 (T-4th)
SBC Championships	0
Bowl Appearances	1
Bowl Record	0-1
Lettermen Returning	40
Lettermen Lost	28
Starters Returning	7
Starters Lost	17
Stadium	Ladd-Peebles Stadium
Capacity	33,471
Playing Surface	FieldTurf
Record	28-9
First Game.....	Sept. 5, 2009
Largest Crowd:.....	26,783
Media Contact	Brian Fremund
Phone:	(251) 414-8032
E-mail:.....	bremund@southalabama.edu
Facebook:.....	/USAJaguarSports
Twitter:	@USAJaguarSports

2015 Schedule

DATE	OPPONENT	LOCATION	TIME (TV)
SEPT. 05	GARDNER WEBB	MOBILE, ALA.	W, 33-23 (ESPN3)
Sept. 12	at Nebraska	Lincoln, Neb.	L, 9-48 (Big Ten Network)
Sept. 19	at San Diego State	San Diego, Calif.	W, 34-27 (OT) (Mountain West Network)
SEPT. 26	NC STATE	MOBILE, ALA.	L, 13-63 (ESPN3)
Oct. 03	* at Troy	Troy, Ala.	W, 24-18 (ESPN3)
OCT. 13	* ARKANSAS STATE	MOBILE, ALA.	L, 31-49 (ESPN2)
Oct. 24	* at Texas State	San Marcos, Texas	L, 18-36 (ESPN3)
NOV. 07	* IDAHO	MOBILE, ALA.	W, 52-45 (ESPN3)
NOV. 12	* UL LAFAYETTE	MOBILE, ALA.	W, 32-25 (ESPNU)
Nov. 21	* at Georgia State	Atlanta, Ga.	L10-24 (ESPN3)
Nov. 28	* at Georgia Southern	Statesboro, Ga.	L, 17-55 (ESPN3)
DEC. 05	* APPALACHIAN STATE	MOBILE, ALA.	6:30 PM (SUN BELT NETWORK/ESPN3)

All times central and subject to change; Home games in **BOLD CAPS**; * denotes Sun Belt game

Jaguar News and Notes

South Alabama plays host to Appalachian State Saturday on Senior Day, marking the third time in as many years that the Jags will conclude the regular season at Ladd-Peebles Stadium. ... The Jaguars are in search of their sixth win, which would make the program eligible to participate in a postseason bowl for the third year in a row. ... The Jags have claimed their final league game at home each of the last two years, defeating Texas State last fall in addition to the victory over the Ragin' Cajuns. ... The Jaguars have played once in the final calendar month each of the last three seasons, going 1-2 in those games; the win — which came on Dec. 7, 2013 — was over Louisiana-Lafayette in USA's only Sun Belt Conference contest in December. ... USA fell for the second time in as many weeks in the state of Georgia after dropping a 55-17 decision at Georgia Southern last weekend ... The Jags scored on their opening possession for the second straight outing when Tyreis Thomas scored on a two yard run just over four minutes into play against Georgia Southern, marking the second time this fall that a USA running back has reached the end zone in consecutive contests (Xavier Johnson accomplished the feat in wins over Idaho and Louisiana-Lafayette in the first two games of November). Thomas finished with 37 yards on just eight carries, the first time he has paced the Jaguars on the ground since the North Carolina State contest on Sept. 26. ... Devon Earl supplied the Jaguars' other touchdown against the Eagles with a 62-yard return of a fumble in the second quarter, giving USA its final lead midway through the period. The junior — who also supplied three stops — became the first Jag to run back multiple fumbles for touchdowns in the same year since Clifton Crews had a pair during the program's inaugural season in 2009. ... LB Kalen Jackson shared game-high honors with seven tackles in the GS game, marking the second time this fall he has paced the squad in the category. The junior posted 29 stops in four outings last month, recording at least seven in each contest, while his 7½ tackles behind the line of scrimmage lead USA heading into the regular-season finale. ... Akeem Lewis caused the fumble returned by Earl for a score with a stop for loss on fourth-and-inches, the third game in a row that the junior has been credited with a tackle behind the line. The junior finished with five total stops, one shy of equaling his career high, as 27 of his 29 tackles this fall have come in Sun Belt Conference action. ... Senior DB Antonio Carter accounted for the Jags' other takeaway with a forced fumble that he recovered in the final period last time out, giving the USA defense more than one for the first time since defeating Idaho on Nov. 7. Since returning from injury against Texas State on Oct. 24 Carter has collected 21 stops with at least two in every contest.

2015 SUN BELT CONFERENCE FOOTBALL

TEXAS STATE BOBCATS (3-8, 2-5 SBC)



Quick Facts

Location.....	San Marcos, Texas
Founded	1899
Enrollment	36,790
Nickname.....	Bobcats
Colors.....	Maroon & Gold
Athletics Website	www.txstatebobcats.com
Primary Offense.....	Spread
Primary Defense.....	Multiple
All-Time Record.....	511-436-26
All-Time SBC Record.....	9-13
2014 Record	7-5
2014 SBC Record (Finish)	5-3 (T-4th)
SBC Championships	0
Bowl Appearances	1
Bowl Record.....	0-1
Lettermen Returning.....	45
Lettermen Lost	26
Starters Returning.....	12
Starters Lost	11
Stadium.....	Bobcat Stadium
Capacity.....	30,000
Playing Surface	FieldTurf Duraspine Pro
Record	120-86
First Game.....	Sept. 5, 1981
Largest Crowd:.....	33,006
Media Contact	Rick Poulter
Phone:	(512) 245-2966
E-mail:.....	rpoulter@txstate.edu
Facebook:.....	/TXStateBobcats
Twitter:.....	@TxStateBobcats

2015 Schedule

DATE	OPPONENT	LOCATION	TIME (TV)
Sept. 05	at #10 Florida State	Tallahassee, Fla.	L, 16-59 (ESPNews)
SEPT. 12	PRAIRIE VIEW A&M	SAN MARCOS, TEXAS	W, 63-24 (ESPN3)
SEPT. 19	SOUTHERN MISS	SAN MARCOS, TEXAS	L, 50-56 (ESPN3)
Sept. 26	at Houston	Houston, Texas	L, 14-59 (ESPN3)
Oct. 10	* at UL Lafayette	Lafayette, La.	L, 27-49 (ESPN3)
OCT. 24	* SOUTH ALABAMA	SAN MARCOS, TEXAS	W, 36-18 (ESPN3)
Oct. 29	* at Georgia Southern	Statesboro, Ga.	L, 13-37 (ESPNU)
NOV. 07	* NEW MEXICO STATE	SAN MARCOS, TEXAS	L, 21-31 (ESPN3)
NOV. 14	* GEORGIA STATE	SAN MARCOS, TEXAS	L, 19-41 (ESPN3)
NOV. 19	* UL MONROE	SAN MARCOS, TEXAS	W, 16-3 (ESPNU)
Nov. 28	* at Idaho	Moscow, Idaho	L, 31-38 (ESPN3)
Dec. 05	* at Arkansas State	Jonesboro, Ark.	2 p.m. (ESPN3)

All times central and subject to change; Home games in **BOLD CAPS**; * denotes Sun Belt game

Bobcat News and Notes

The Bobcats have 27 seniors on this year's roster and 12 of them will graduate this December.

Texas State accumulated 503 yards in total offense at Idaho. It was the third time this season and first time in a Sun Belt Conference game that the Bobcats have accumulated 500 yards total offense. It also was the most offensive yards in a road game this season.

Sophomore Tyler Siudzinski recorded career-highs of 24 carries for 170 yards at Idaho. He also had a career-long 62-yard run against the Vandals.

Senior receivers C.J. Best and Brandon Smith combined for 13 receptions for 198 yards and two touchdowns against Idaho. Best caught seven passes for 83 yards and his first touchdown of the season. Smith had six catches for 115 yards and a touchdown. His 115 receiving yards are the most by a Bobcat this season. He also caught his second touchdown pass this season.

Tyler Jones threw for 312 yards and two touchdowns at Idaho to mark the second time he has topped 300 yards passing a game this season. Jones also threw for 310 yards against Southern Miss. His two touchdown passes against the Vandals marks the second straight week and fourth time overall this year that he has thrown for multiple touchdowns in a game.

Jones also ran for two touchdowns against Idaho and has rushed for multiple TDs in three games. He enters the Arkansas State game having thrown for 14 TDs and run for 10.

Tim Gay played as a tight end and caught a 17-yard pass at Idaho. It was his first catch since 2012.

Texas State recovered two fumbles at Idaho to mark the third time that the Bobcats recovered multiple fumbles in a game. Jeff Banks forced a fumble that was recovered by Javante O'Roy. O'Roy also forced a fumble that was recovered by Damani Alexcee.

2015 SUN BELT CONFERENCE FOOTBALL

TROY TROJANS (3-8, 2-5 SBC)



Quick Facts

Location.....	Troy, Alabama
Founded	1887
Enrollment	20,000
Nickname	Trojans
Colors	Cardinal, Silver & Black
Athletics Website	www.troytrojans.com
Primary Offense.....	Spread
Primary Defense	4-2-5
All-Time Record	507-396-28
All-Time SBC Record	54-35
2014 Record	3-9
2014 SBC Record (Finish)	3-5 (T-7th)
SBC Championships	5
Bowl Appearances	5
Bowl Record	2-3
Lettermen Returning	54
Lettermen Lost	28
Starters Returning	14
Starters Lost	16
Stadium.....	Veterans Memorial Stadium
Capacity	30,000
Playing Surface	Surface ProGrass
Record	207-88-3
First Game.....	September 16, 1950
Largest Crowd	29,013
Media Contact	Adam Prendergast
Phone:	(334) 670-3832
E-mail:.....	adamp@troy.edu
Facebook:.....	/TroyAthletics
Twitter:	@troyathletics

2015 Schedule

DATE	OPPONENT	LOCATION	TIME (TV)
Sept. 05	at NC State	Raleigh, N.C.	L, 21-49 (ESPN3)
SEPT. 12	CHARLESTON SOUTHERN	TROY, ALA.	W, 44-16 (ESPN3)
Sept. 19	at #24 Wisconsin	Madison, Wisc.	L, 3-28 (Big Ten Network)
OCT. 03	* SOUTH ALABAMA	TROY, ALA.	L, 18-24 (ESPN3)
Oct. 10	at Mississippi State	Starkville, Miss.	L, 17-45 (SEC Network)
OCT. 17	* IDAHO	TROY, ALA.	L, 16-19 (ESPN3)
Oct. 24	* at New Mexico State	Las Cruces, N.M.	W, 52-7 (ESPN3)
Oct. 31	* at Appalachian State	Boone, N.C.	L, 41-44 (30T) (ESPN3)
NOV. 07	* UL MONROE	TROY, ALA.	W, 51-14 (ESPN3)
NOV. 14	* GEORGIA SOUTHERN	TROY, ALA.	L, 10-45 (SUN BELT NETWORK/ESPN3)
Nov. 27	* at Georgia State	Atlanta, Ga.	L, 21-31 (ESPN3)
Dec. 05	* at UL Lafayette	Lafayette, La.	4 p.m. (ESPN3)

All times central and subject to change; Home games in **BOLD CAPS**; * denotes Sun Belt game

Trojan News and Notes

Senior wide receiver Teddy Ruben completed a pass to quarterback Brandon Silvers for a 9-yard gain ... The last time a Troy quarterback caught a pass from a wide receiver was Jamie Hampton, who caught an 11-yard pass from wide receiver BJ Chitty against ULM on Oct. 15, 2011 ... Sophomore quarterback Brandon Silvers completed a 58-yard touchdown pass to senior Teddy Ruben for the second longest touchdown pass of the season, the longest was a 75-yard touchdown pass from Brandon Silvers to Brandon Burks against ULM ... The touchdown pass was also the second longest pass in Brandon Silvers' career and longest reception of Teddy Ruben's career ... Brandon Silvers found Brandon Burks for a 33-yard reception, his second longest reception this season and longest without scoring a touchdown ... Brandon Silvers connected with Jarvis Bentley for a 17-yard touchdown pass in the fourth quarter, it was the longest touchdown reception by Bentley in his career ... Brandon Burks recorded 90 receiving yards, a new career-high ... Senior Tyler Roberts has had at least 1.5 tackles for loss in six games this season. Former Trojan DeMarcus Ware also had at least 1.5 TFL in six games during the 2002 season ... Senior defensive end Tyler Roberts recorded 1.5 tackles for loss, which ties him for second all-time in career tackles for loss in Troy history with Osi Umenyiora with 38.5 ... Senior Tyler Roberts recorded 1.5 sacks in today's game, which moved him into sole position for 13th place surpassing Mike Richardson with 18.5 career quarterback sacks ... Freshman safety Cedarius Rookard recorded a career-high seven total tackles ... The Trojan defense has forced at least one turnover in the last five games and has had multiple fumble recoveries in three games this year ... Rashad Dillard's quarterback sack for a loss of eight yards was his longest yards from a quarterback sack of the season ... Senior safety Montres Kitchens recorded a career-high 14 total tackles ... Junior safety Demetrius Cain tied a career-high five total tackles ... Junior cornerback Jalen Rountree tied a career-high four total tackles ... Freshman defensive tackle Trevon Sanders tied a career-high five total tackles ... Senior Ryan Kay punted the ball six times, which puts him at eighth place surpassing Wes Garner with 124 career punt attempts ... With 275 punt yards on six punts, senior Ryan Kay moved into seventh place with 5,055 career punt yards, surpassing Doug Crane ... Troy blocked a Georgia State punt in the first quarter, it was the first punt blocked since Oct. 24, 2014 at South Alabama ... Jed Solomon added three touchbacks and now has 32 this season, which is a career-high ... Jed Solomon made three PATs and now sits 14th in all-time PAT made in his career with 37, surpassing Brian Wilson ... With three extra points made, Troy's PAT kick percentage for the 2015 season is now 97.1 which is good for eighth place all-time.

2015 Sun Belt Conference
Team Statistics Through games of Nov 29, 2015

SCORING OFFENSE	G	TD	FG	XPT	2XP	DXP	Saf	Pts	Avg/G
1. Arkansas State	11	58	11	54	1	0	0	437	39.7
2. Appalachian State	11	54	11	53	0	0	1	412	37.5
3. Georgia Southern	11	52	15	50	0	0	1	409	37.2
4. Idaho	12	42	23	39	2	0	0	364	30.3
5. New Mexico State	11	41	10	32	0	0	0	308	28.0
6. Texas State	11	40	10	30	2	0	1	306	27.8
7. Georgia State	11	38	12	36	0	0	0	300	27.3
ULLafayette	11	39	10	30	3	0	0	300	27.3
9. Troy	11	36	14	34	1	0	0	294	26.7
10. South Alabama	11	33	14	29	2	0	0	273	24.8
11. UL Monroe	12	29	9	28	0	0	1	231	19.2

RUSHING DEFENSE	G	Att.	Yards	Avg/A	Long	TD	Avg/G
1. Appalachian State	11	405	1389	3.4	73	11	126.3
2. Georgia Southern	11	371	1443	3.9	60	10	131.2
3. Arkansas State	11	375	1590	4.2	85	17	144.5
4. Georgia State	11	445	2025	4.6	87	16	184.1
5. ULLafayette	11	454	2077	4.6	75	17	188.8
6. Troy	11	523	2190	4.2	56	19	199.1
7. South Alabama	11	457	2351	5.1	77	32	213.7
8. UL Monroe	12	586	2615	4.5	78	25	217.9
9. Texas State	11	496	2753	5.6	64	26	250.3
10. New Mexico State	11	479	2845	5.9	92	35	258.6
11. Idaho	12	517	3279	6.3	83	39	273.2

SCORING DEFENSE	G	TD	FG	XPT	2XP	DXP	Saf	Pts	Avg/G
1. Appalachian State	11	23	11	21	0	0	0	192	17.5
2. Georgia Southern	11	30	13	24	1	0	0	245	22.3
3. Troy	11	41	11	41	0	0	1	322	29.3
4. Arkansas State	11	45	6	41	0	0	0	329	29.9
5. Georgia State	11	40	20	34	0	0	0	334	30.4
6. ULLafayette	11	44	11	40	1	0	1	341	31.0
7. UL Monroe	12	56	16	52	1	0	1	440	36.7
8. South Alabama	11	54	12	47	2	0	1	413	37.5
9. Texas State	11	54	12	53	1	0	0	415	37.7
10. Idaho	12	66	14	65	0	0	1	505	42.1
11. New Mexico State	11	65	13	61	2	0	2	498	45.3

PASS OFFENSE	G	Comp-Att-Int	Pct.	Yds	Avg/A	TD	Avg/G
1. Georgia State	11	274-435-10	63.0	3813	8.8	23	346.6
2. Idaho	12	297-473-15	62.8	3375	7.1	17	281.2
3. New Mexico State	11	216-415-12	52.0	2720	6.6	24	247.3
4. Troy	11	227-389-11	58.4	2567	6.6	17	233.4
5. Texas State	11	230-399-10	57.6	2525	6.3	15	229.5
6. Arkansas State	11	180-320-13	56.2	2355	7.4	21	214.1
7. ULLafayette	11	204-348-11	58.6	2295	6.6	12	208.6
8. Appalachian State	11	152-249-7	61.0	2259	9.1	29	205.4
9. UL Monroe	12	247-451-17	54.8	2464	5.5	20	205.3
10. South Alabama	11	169-325-13	52.0	2243	6.9	15	203.9
11. Georgia Southern	11	49-110-8	44.5	674	6.1	3	61.3

TOTAL OFFENSE	G	Rush	Pass	Plays	Yards	Avg/P	TD	Avg/G
1. Appalachian State	11	2911	2259	769	5170	6.7	50	470.0
2. Georgia State	11	1094	3813	785	4907	6.3	36	446.1
3. Arkansas State	11	2487	2355	843	4842	5.7	49	440.2
4. Georgia Southern	11	4132	674	726	4806	6.6	49	436.9
5. New Mexico State	11	2083	2720	808	4803	5.9	38	436.6
6. Idaho	12	1766	3375	930	5141	5.5	40	428.4
7. Texas State	11	2094	2525	826	4619	5.6	37	419.9
8. ULLafayette	11	1960	2295	759	4255	5.6	36	386.8
9. South Alabama	11	1714	2243	750	3957	5.3	30	359.7
10. Troy	11	1304	2567	738	3871	5.2	31	351.9
11. UL Monroe	12	1274	2464	833	3738	4.5	27	311.5

PASS DEFENSE	G	Comp-Att-Int	Pct.	Yds	Avg/A	TD	Avg/G
1. Appalachian State	11	193-317-13	60.9	2062	6.5	10	187.5
2. Georgia Southern	11	165-299-16	55.2	2101	7.0	16	191.0
3. South Alabama	11	188-315-9	59.7	2177	6.9	17	197.9
4. Troy	11	172-295-5	58.3	2195	7.4	18	199.5
5. UL Monroe	12	171-305-3	56.1	2484	8.1	27	207.0
6. Idaho	12	198-322-6	61.5	2573	8.0	22	214.4
7. ULLafayette	11	167-333-5	50.2	2525	7.6	24	229.5
8. Georgia State	11	250-414-12	60.4	2759	6.7	18	250.8
9. Arkansas State	11	221-423-24	52.2	2792	6.6	23	253.8
10. Texas State	11	216-335-3	64.5	2974	8.9	26	270.4
11. New Mexico State	11	241-375-10	64.3	3119	8.3	25	283.5

TOTAL DEFENSE	G	Rush	Pass	Plays	Yards	Avg/P	TD	Avg/G
1. Appalachian State	11	1389	2062	722	3451	4.8	21	313.7
2. Georgia Southern	11	1443	2101	670	3544	5.3	26	322.2
3. Arkansas State	11	1590	2792	798	4382	5.5	40	398.4
4. Troy	11	2190	2195	818	4385	5.4	37	398.6
5. South Alabama	11	2351	2177	772	4528	5.9	49	411.6
ULLafayette	11	2077	2525	787	4602	5.8	41	418.4
7. UL Monroe	12	2615	2484	891	5099	5.7	52	424.9
8. Georgia State	11	2025	2759	859	4784	5.6	34	434.9
9. Idaho	12	3279	2573	839	5852	7.0	61	487.7
10. Texas State	11	2753	2974	831	5727	6.9	52	520.6
11. New Mexico State	11	2845	3119	854	5964	7.0	60	542.2

PASSEFFICIENCY	G	Comp-Att-Int	Pct.	Yds	Avg/G	TD	Effic.
1. Appalachian State	11	152-249-7	61.0	2259	205.4	29	170.1
2. Georgia State	11	274-435-10	63.0	3813	346.6	23	149.5
3. Arkansas State	11	180-320-13	56.2	2355	214.1	21	131.6
4. Idaho	12	297-473-15	62.8	3375	281.2	17	128.2
5. Troy	11	227-389-11	58.4	2567	233.4	17	122.6
6. New Mexico State	11	216-415-12	52.0	2720	247.3	24	120.4
7. ULLafayette	11	204-348-11	58.6	2295	208.6	12	119.1
8. Texas State	11	230-399-10	57.6	2525	229.5	15	118.2
9. South Alabama	11	169-325-13	52.0	2243	203.9	15	117.2
10. UL Monroe	12	247-451-17	54.8	2464	205.3	20	107.8
11. Georgia Southern	11	49-110-8	44.5	674	61.3	3	90.5

RUSHING OFFENSE	G	Att.	Yards	Avg/A	Long	TD	Avg/G
1. Georgia Southern	11	616	4132	6.7	87	46	375.6
2. Appalachian State	11	520	2911	5.6	78	21	264.6
3. Arkansas State	11	523	2487	4.8	73	28	226.1
4. Texas State	11	427	2094	4.9	66	22	190.4
5. New Mexico State	11	393	2083	5.3	82	14	189.4
6. ULLafayette	11	411	1960	4.8	88	24	178.2
7. South Alabama	11	425	1714	4.0	92	15	155.8
8. Idaho	12	457	1766	3.9	68	23	147.2
9. Troy	11	349	1304	3.7	92	14	118.5
10. UL Monroe	12	382	1274	3.3	85	7	106.2
11. Georgia State	11	350	1094	3.1	39	13	99.5

PASS DEFENSE EFFIC.	G	Comp-Att-Int	Pct.	Yds	Avg/G	TD	Effic.
1. Arkansas State	11	221-423-24	52.2	2792	253.8	23	114.3
2. Appalachian State	11	193-317-13	60.9	2062	187.5	10	117.7
3. Georgia Southern	11	165-299-16	55.2	2101	191.0	16	121.2
4. Georgia State	11	250-414-12	60.4	2759	250.8	18	124.9
5. South Alabama	11	188-315-9	59.7	2177	197.9	17	129.8
6. ULLafayette	11	167-333-5	50.2	2525	229.5	24	134.6
7. Troy	11	172-295-5	58.3	2195	199.5	18	137.6
8. Idaho	12	198-322-6	61.5	2573	214.4	22	147.4
9. New Mexico State	11	241-375-10	64.3	3119	283.5	25	150.8
10. UL Monroe	12	171-305-3	56.1	2484	207.0	27	151.7
11. Texas State	11	216-335-3	64.5	2974	270.4	26	162.9

2015 Sun Belt Conference
Team Statistics Through games of Nov 29, 2015

KICKOFF RETURNS							FIELD GOALS				
	G	No.	Yards	TD	Long	Avg.		G	Made	Att	Pct.
1. Georgia Southern	11	32	769	0	42	24.0	1. Appalachian State	11	11	12	.917
2. Arkansas State	11	36	856	1	92	23.8	2. Idaho	12	23	27	.852
3. South Alabama	11	35	827	1	100	23.6	3. Georgia Southern	11	15	18	.833
4. Georgia State	11	34	786	1	100	23.1	4. South Alabama	11	14	17	.824
5. Appalachian State	11	28	592	0	37	21.1	5. Arkansas State	11	11	14	.786
6. Texas State	11	38	776	1	95	20.4	6. UL Monroe	12	9	12	.750
7. ULLafayette	11	32	617	1	100	19.3	7. Troy	11	14	19	.737
8. UL Monroe	12	42	791	0	55	18.8	8. Georgia State	11	12	19	.632
9. Troy	11	26	465	0	44	17.9	9. New Mexico State	11	10	16	.625
10. Idaho	12	42	746	0	40	17.8	10. ULLafayette	11	10	17	.588
11. New Mexico State	11	27	436	0	47	16.1	Texas State	11	10	17	.588

PUNT RETURN AVG							PAT KICKING				
	G	No.	Yards	TD	Long	Avg.		G	Made	Att	Pct.
1. Georgia Southern	11	18	317	1	72	17.6	1. Appalachian State	11	53	53	1.000
2. Texas State	11	15	183	1	95	12.2	South Alabama	11	29	29	1.000
3. Troy	11	19	225	1	64	11.8	UL Monroe	12	28	28	1.000
4. Arkansas State	11	33	373	1	73	11.3	4. Georgia Southern	11	50	51	.980
5. ULLafayette	11	23	232	1	42	10.1	5. Idaho	12	39	40	.975
6. New Mexico State	11	16	114	0	21	7.1	6. Georgia State	11	36	37	.973
7. South Alabama	11	14	86	0	22	6.1	7. Troy	11	34	35	.971
8. Georgia State	11	7	37	0	15	5.3	8. Arkansas State	11	54	56	.964
9. Appalachian State	11	19	94	0	36	4.9	9. ULLafayette	11	30	32	.938
10. UL Monroe	12	10	26	0	16	2.6	10. Texas State	11	30	35	.857
11. Idaho	12	11	20	0	13	1.8	11. New Mexico State	11	32	38	.842

INTERCEPTIONS							SACKSBY				
	G	No.	Yards	TD	Long	Avg.		G	No.	Yards	Avg/G
1. Arkansas State	11	24	404	5	66	16.8	1. Appalachian State	11	29	190	2.64
2. Georgia Southern	11	16	144	0	36	9.0	2. Arkansas State	11	27	178	2.45
3. Appalachian State	11	13	221	3	91	17.0	3. Troy	11	25	131	2.27
4. Georgia State	11	12	96	1	27	8.0	4. ULLafayette	11	22	111	2.00
5. New Mexico State	11	10	83	1	41	8.3	5. Georgia Southern	11	20	130	1.82
6. South Alabama	11	9	21	0	11	2.3	6. UL Monroe	12	18	123	1.50
7. Idaho	12	6	45	1	20	7.5	7. Texas State	11	14	93	1.27
8. Troy	11	5	89	1	55	17.8	Georgia State	11	14	108	1.27
9. ULLafayette	11	5	114	1	85	22.8	9. Idaho	12	13	63	1.08
10. UL Monroe	12	3	94	1	56	31.3	10. South Alabama	11	10	75	0.91
11. Texas State	11	3	73	0	73	24.3	New Mexico State	11	10	46	0.91

PUNTING								SACKS AGAINST					
	G	No.	Yards	Avg/P	Ret.	Avg/R	TB	Net/P		G	No.	Yards	Avg/G
1. Arkansas State	11	65	2783	42.8	50	0.8	6	40.2	1. Georgia Southern	11	5	30	0.45
2. Texas State	11	60	2663	44.4	174	2.9	4	40.2	2. Appalachian State	11	8	49	0.73
3. Idaho	12	51	2241	43.9	183	3.6	3	39.2	3. ULLafayette	11	16	111	1.45
4. Appalachian State	11	45	1969	43.8	117	2.6	5	38.9	4. Texas State	11	17	108	1.55
5. ULLafayette	11	56	2326	41.5	83	1.5	4	38.6	5. Troy	11	18	96	1.64
6. Georgia State	11	55	2325	42.3	191	3.5	4	37.3	6. Arkansas State	11	23	197	2.09
7. Georgia Southern	11	32	1271	39.7	29	0.9	3	36.9	7. Georgia State	11	28	181	2.55
8. Troy	11	59	2470	41.9	180	3.1	7	36.4	South Alabama	11	28	175	2.55
9. New Mexico State	11	65	2590	39.8	296	4.6	3	34.4	9. Idaho	12	29	178	2.42
10. South Alabama	11	69	2827	41.0	429	6.2	7	32.7	New Mexico State	11	29	165	2.64
11. UL Monroe	12	82	2904	35.4	246	3.0	3	31.7	11. UL Monroe	12	33	150	2.75

KICKOFF COVERAGE								FIRST DOWNS						
	G	No.	Yards	Avg.	Ret.	TB	NetAvg		G	Rush	Pass	Pen	Total	Avg/G
1. Arkansas State	11	79	4955	62.7	809	34	41.7	1. Idaho	12	101	146	29	276	23.0
2. Georgia Southern	11	78	4831	61.9	482	46	41.0	2. Appalachian State	11	136	91	19	246	22.4
3. New Mexico State	11	61	3768	61.8	515	32	40.2	3. Arkansas State	11	127	100	17	244	22.2
4. UL Monroe	12	50	2815	56.3	682	5	40.2	4. Texas State	11	105	113	17	235	21.4
5. Troy	11	56	3449	61.6	423	32	39.8	5. Georgia State	11	61	146	20	227	20.6
6. Appalachian State	11	72	4463	62.0	683	40	38.6	6. ULLafayette	11	108	97	21	226	20.5
7. Idaho	12	74	4571	61.8	722	41	38.2	7. New Mexico State	11	104	100	19	223	20.3
8. Georgia State	11	56	3507	62.6	536	34	37.9	8. Georgia Southern	11	171	30	9	210	19.1
9. South Alabama	11	57	3231	56.7	873	8	37.9	9. Troy	11	69	121	18	208	18.9
10. ULLafayette	11	59	3328	56.4	970	7	37.0	10. UL Monroe	12	60	120	23	203	16.9
11. Texas State	11	58	3705	63.9	582	41	36.2	11. South Alabama	11	90	87	19	196	17.8

2015 Sun Belt Conference
Team Statistics Through games of Nov 29, 2015

OPPONENT 1ST DOWNS	G	Rush	Pass	Pen	Total	Avg/G
1. Georgia Southern	11	80	92	10	182	16.5
2. Appalachian State	11	83	94	10	187	17.0
3. Arkansas State	11	74	107	27	208	18.9
4. South Alabama	11	109	104	14	227	20.6
5. Troy	11	124	91	17	232	21.1
6. ULLafayette	11	109	103	28	240	21.8
7. UL Monroe	12	140	97	18	255	21.2
8. Texas State	11	126	120	17	263	23.9
9. Georgia State	11	116	124	25	265	24.1
10. Idaho	12	150	119	15	284	23.7
11. New Mexico State	11	130	136	19	285	25.9

PENALTIES	G	No.	Yards	Avg/G
1. Idaho	12	54	524	43.7
2. Georgia Southern	11	56	546	49.6
3. Troy	11	70	596	54.2
4. New Mexico State	11	67	599	54.5
5. Texas State	11	67	626	56.9
6. South Alabama	11	74	628	57.1
7. Appalachian State	11	72	640	58.2
8. UL Monroe	12	93	734	61.2
9. Georgia State	11	78	676	61.5
10. ULLafayette	11	76	768	69.8
11. Arkansas State	11	89	868	78.9

3RD-DOWN CONVERSIONS	G	Conv.	Att.	Pct.
1. Georgia State	11	72	162	44.4
2. Appalachian State	11	63	146	43.2
3. Idaho	12	76	183	41.5
4. Georgia Southern	11	62	150	41.3
5. ULLafayette	11	59	157	37.6
6. Texas State	11	62	169	36.7
7. New Mexico State	11	64	178	36.0
8. Arkansas State	11	59	165	35.8
9. Troy	11	55	156	35.3
10. South Alabama	11	56	165	33.9
11. UL Monroe	12	58	193	30.1

OPPONENT PENALTIES	G	No.	Yards	Avg/G
1. UL Monroe	12	90	842	70.2
2. Idaho	12	86	797	66.4
3. South Alabama	11	73	717	65.2
4. Georgia State	11	81	709	64.5
5. Troy	11	70	668	60.7
6. Arkansas State	11	74	650	59.1
7. Texas State	11	76	626	56.9
8. ULLafayette	11	64	598	54.4
9. New Mexico State	11	65	595	54.1
10. Appalachian State	11	65	552	50.2
11. Georgia Southern	11	48	374	34.0

OPP 3RD-DN CONVERT	G	Conv.	Att.	Pct.
1. Georgia Southern	11	45	135	33.3
2. Arkansas State	11	56	167	33.5
3. Appalachian State	11	55	160	34.4
4. UL Monroe	12	64	183	35.0
5. Troy	11	61	170	35.9
6. Idaho	12	59	146	40.4
7. Georgia State	11	75	181	41.4
8. ULLafayette	11	73	170	42.9
9. South Alabama	11	68	154	44.2
10. New Mexico State	11	69	155	44.5
11. Texas State	11	77	161	47.8

TIME OF POSSESSION	G	Total possession	Avg/G
1. Georgia Southern	11	374:57	34:05
2. Appalachian State	11	350:33	31:52
3. Idaho	12	376:58	31:24
4. Arkansas State	11	343:09	31:11
5. ULLafayette	11	332:17	30:12
6. Georgia State	11	323:55	29:26
7. UL Monroe	12	351:05	29:15
8. Texas State	11	314:51	28:37
9. South Alabama	11	306:51	27:53
10. New Mexico State	11	304:25	27:40
11. Troy	11	284:38	25:52

4TH-DOWN CONVERSIONS	G	Conv.	Att.	Pct.
1. Idaho	12	15	23	65.2
2. Appalachian State	11	14	22	63.6
3. Georgia Southern	11	17	27	63.0
4. Texas State	11	15	25	60.0
5. ULLafayette	11	10	19	52.6
6. UL Monroe	12	13	27	48.1
7. Arkansas State	11	9	19	47.4
8. New Mexico State	11	11	25	44.0
9. Troy	11	7	17	41.2
10. South Alabama	11	5	13	38.5
11. Georgia State	11	1	8	12.5

TURNOVER MARGIN	G	Gained			Lost			Margin	Per/G
		Fum	Int	Tot	Fum	Int	Tot		
1. Arkansas State	11	7	24	31	9	13	22	+9	0.82
2. Georgia Southern	11	8	16	24	11	8	19	+5	0.45
3. Appalachian State	11	5	13	18	8	7	15	+3	0.27
4. New Mexico State	11	9	10	19	5	12	17	+2	0.18
5. Georgia State	11	7	12	19	11	10	21	-2	-0.18
6. Troy	11	10	5	15	8	11	19	-4	-0.36
7. Texas State	11	10	3	13	8	10	18	-5	-0.45
ULLafayette	11	6	5	11	5	11	16	-5	-0.45
9. Idaho	12	11	6	17	8	15	23	-6	-0.50
10. South Alabama	11	7	9	16	9	13	22	-6	-0.55
11. UL Monroe	12	7	3	10	10	17	27	-17	-1.42

OPP 4TH-DN CONVERT	G	Conv.	Att.	Pct.
1. South Alabama	11	3	12	25.0
2. Arkansas State	11	4	14	28.6
3. Georgia Southern	11	5	16	31.2
4. Appalachian State	11	9	20	45.0
5. Texas State	11	9	19	47.4
6. UL Monroe	12	13	24	54.2
7. Georgia State	11	12	20	60.0
8. Troy	11	16	26	61.5
9. Idaho	12	11	17	64.7
10. ULLafayette	11	13	20	65.0
11. New Mexico State	11	12	16	75.0

2015 Sun Belt Conference
Team Statistics Through games of Nov 29, 2015

RED ZONE OFFENSE							ATTENDANCE					
	G	Scores	Pct.	TDs	(R-P)	FGs	TurnO	Home	Away	Neutral	Total	
1. Appalachian State	11	37-41	90.2	31	16-15	6-6	1	Appalachian State	6-21459	5-26713	0-0	11-23847
2. Idaho	12	45-51	88.2	31	22-9	14-16	2	Arkansas State	5-23580	6-28777	0-0	11-26415
3. Georgia Southern	11	44-50	88.0	32	32-0	12-15	1	Georgia Southern	5-20256	6-36956	0-0	11-29365
4. Troy	11	30-35	85.7	19	10-9	11-14	1	Georgia State	6-10347	5-24616	0-0	11-16833
5. South Alabama	11	30-36	83.3	18	10-8	12-14	2	Idaho	6-11652	6-38098	0-0	12-24875
6. ULLafayette	11	28-34	82.4	22	16-6	6-9	1	New Mexico State	5-17486	6-39546	0-0	11-29519
7. New Mexico State	11	28-35	80.0	21	9-12	7-9	1	South Alabama	5-16778	6-28428	0-0	11-23133
8. Texas State	11	33-42	78.6	26	18-8	7-11	1	Texas State	6-18166	5-31898	0-0	11-24408
UL Monroe	12	22-28	78.6	14	5-9	8-10	0	Troy	5-19399	6-40340	0-0	11-30821
10. Georgia State	11	32-41	78.0	25	12-13	7-10	4	UL Lafayette	5-21463	6-25105	0-0	11-23449
11. Arkansas State	11	38-49	77.6	28	17-11	10-13	3	UL Monroe	4-12721	8-37089	0-0	12-28966
								Totals	58-17508	65-32867	0-0	123-25624

RED ZONE DEFENSE							
	G	Scores	Pct.	TDs	(R-P)	FGs	TurnO
1. Appalachian State	11	21-36	58.3	13	8-5	8-13	3
2. ULLafayette	11	29-39	74.4	23	12-11	6-11	2
3. New Mexico State	11	41-53	77.4	32	23-9	9-13	4
4. UL Monroe	12	45-57	78.9	33	22-11	12-21	0
5. Troy	11	34-41	82.9	26	16-10	8-10	3
6. Georgia State	11	32-38	84.2	21	12-9	11-13	3
7. Texas State	11	41-48	85.4	32	18-14	9-10	4
8. Arkansas State	11	27-31	87.1	23	12-11	4-4	2
9. Idaho	12	57-63	90.5	47	30-17	10-12	1
10. Georgia Southern	11	26-28	92.9	17	7-10	9-9	0
11. South Alabama	11	45-46	97.8	37	27-10	8-8	0

ON-SIDE KICKS BY				
	G	Recovered	Attempts	Success%
1. Troy	11	3	4	75.0
2. Texas State	11	1	2	50.0
Idaho	12	1	2	50.0
4. Georgia State	11	0	2	0.0
ULLafayette	11	0	2	0.0
Arkansas State	11	0	1	0.0
UL Monroe	12	0	1	0.0
New Mexico State	11	0	1	0.0
Appalachian State	11	0	1	0.0
Georgia Southern	11	0	0	0.0
South Alabama	11	0	0	0.0

ON-SIDE KICKS AGAINST				
	G	Recovered	Attempts	Success%
1. South Alabama	11	0	2	0.0
Georgia Southern	11	0	1	0.0
Georgia State	11	0	1	0.0
Troy	11	0	1	0.0
ULLafayette	11	0	0	0.0
Texas State	11	0	0	0.0
UL Monroe	12	0	0	0.0
New Mexico State	11	0	0	0.0
9. Arkansas State	11	1	2	50.0
10. Appalachian State	11	2	3	66.7
11. Idaho	12	1	1	100.0

2015 Sun Belt Conference
Individual Statistics Through games of Nov 29, 2015

RUSHING		Cl	G	Att.	Yds	Avg.	TD	Lg	Avg/G
1.	Rosell, Larry-NMSU	So	11	213	1587	7.5	12	82	144.3
2.	M. Breida-GS	Jr	11	180	1495	8.3	16	87	135.9
3.	Cox, Marcus-APP	Jr	10	205	1073	5.2	8	68	107.3
4.	Penny, Elijah-IDAHO	Sr	12	245	1159	4.7	10	68	96.6
5.	McGuire, Elijah-UL-L	Jr	11	195	972	5.0	12	88	88.4
6.	Lowe, Robert-TXST	Sr	11	175	915	5.2	7	59	83.2
7.	Gordon, Michael-ASU	Sr	11	146	914	6.3	8	73	83.1
8.	Burks, Brandon-TROY	Sr	11	176	887	5.0	7	92	80.6
9.	Xavier Johnson-USA	So	11	127	844	6.6	7	92	76.7
10.	K. Ellison-GS	Jr	9	90	637	7.1	8	67	70.8

PASSING AVG/GAME		Cl	G	Comp-Att-Int	Yds	TD	Avg/G
1.	Arbuckle, Nick-GSU	Sr	11	273-425-10	3814	23	346.7
2.	Linehan, Matt-IDAHO	So	11	246-390-11	2972	16	270.2
3.	Jones, Tyler-TXST	Jr	11	212-365-9	2388	14	217.1
4.	Silvers, B.-TROY	So	10	179-301-7	2055	16	205.5
5.	Smith, Garrett-ULM	Fr	10	191-333-11	2033	17	203.3
6.	Cody Clements-USA	Sr	11	160-306-12	2177	13	197.9
7.	Lamb, Taylor-APP	So	11	142-235-7	2100	27	190.9
8.	Knighten, Fredi-ASU	Sr	9	110-207-7	1506	17	167.3
9.	Haack, Brooks-UL-L	Jr	9	121-197-6	1407	5	156.3
10.	Nixon, Jalen-UL-L	Jr	10	76-142-5	828	7	82.8

PASS EFFICIENCY		Cl	G	Comp-Att-Int	Yds	TD	Eff.
1.	Lamb, Taylor-APP	So	11	142-235-7	2100	27	167.4
2.	Arbuckle, Nick-GSU	Sr	11	273-425-10	3814	23	152.8
3.	Linehan, Matt-IDAHO	So	11	246-390-11	2972	16	135.0
4.	Knighten, Fredi-ASU	Sr	9	110-207-7	1506	17	134.6
5.	Silvers, B.-TROY	So	10	179-301-7	2055	16	129.7
6.	Haack, Brooks-UL-L	Jr	9	121-197-6	1407	5	123.7
7.	Jones, Tyler-TXST	Jr	11	212-365-9	2388	14	120.8
8.	Smith, Garrett-ULM	Fr	10	191-333-11	2033	17	118.9
9.	Cody Clements-USA	Sr	11	160-306-12	2177	13	118.2
10.	Nixon, Jalen-UL-L	Jr	10	76-142-5	828	7	111.7

RECEPTIONS/GAME		Cl	G	No.	Yds	TD	Lg	Yds/G	Rec/G
1.	Hart, Penny-GSU	Fr	11	64	966	7	58	87.8	5.8
2.	Green, Marcus-ULM	Fr	11	61	638	5	48	58.0	5.5
3.	Davis, Robert-GSU	Jr	11	57	932	5	75	84.7	5.2
	Hightower, C-IDAHO	Jr	11	57	749	2	71	68.1	5.2
5.	Holley, Ajalen-ULM	Jr	11	56	684	6	69	62.2	5.1
6.	Ruben, Teddy-TROY	Sr	11	55	748	7	58	68.0	5.0
7.	Robinson, Jamal-UL-L	Sr	11	52	807	5	64	73.4	4.7
8.	Best, C.J.-TXST	Sr	11	50	496	1	39	45.1	4.5
9.	Riles, Al-UL-L	Jr	10	44	459	4	33	45.9	4.4
10.	McKissic, J.D.-ASU	Sr	11	48	492	1	49	44.7	4.4

RECEIVE YDS/GAME		Cl	G	No.	Yds	TD	Lg	Avg/C	Yds/G
1.	Hart, Penny-GSU	Fr	11	64	966	7	58	15.1	87.8
2.	Davis, Robert-GSU	Jr	11	57	932	5	75	16.4	84.7
3.	Robinson, Jamal-UL-L	Sr	11	52	807	5	64	15.5	73.4
4.	Hightower, C-IDAHO	Jr	11	57	749	2	71	13.1	68.1
5.	Ruben, Teddy-TROY	Sr	11	55	748	7	58	13.6	68.0
6.	Holley, Ajalen-ULM	Jr	11	56	684	6	69	12.2	62.2
7.	Taylor, Tyrain-NMSU	Jr	11	36	658	4	75	18.3	59.8
8.	Green, Marcus-ULM	Fr	11	61	638	5	48	10.5	58.0
9.	Rucker, Keith-GSU	Jr	9	36	474	5	39	13.2	52.7
10.	Cowan, Trent-IDAHO	Jr	12	48	624	4	37	13.0	52.0

TOTAL OFFENSE		Cl	G	Rush	Pass	Plays	Total	Yds/G
1.	Arbuckle, Nick-GSU	Sr	11	-82	3814	475	3732	339.3
2.	Linehan, Matt-IDAHO	So	11	234	2972	481	3206	291.5
3.	Jones, Tyler-TXST	Jr	11	547	2388	490	2935	266.8
4.	Smith, Garrett-ULM	Fr	10	250	2033	441	2283	228.3
5.	Lamb, Taylor-APP	So	11	367	2100	307	2467	224.3
6.	Silvers, B.-TROY	So	10	39	2055	341	2094	209.4
7.	Cody Clements-USA	Sr	11	84	2177	383	2261	205.5
8.	Knighten, Fredi-ASU	Sr	9	335	1506	323	1841	204.6
9.	Haack, Brooks-UL-L	Jr	9	83	1407	243	1490	165.6
10.	Rosell, Larry-NMSU	So	11	1587	0	213	1587	144.3

SCORING		Cl	G	TD	FG	XPT	2XP	Pts	Pts/G
1.	Rehkov, Austin-IDAHO	Jr	12	0	23	39	0	108	9.0
2.	M. Breida-GS	Jr	11	16	0	0	0	96	8.7
3.	McGuire, Elijah-UL-L	Jr	11	14	0	0	6	90	8.2
4.	Matics, Zach-APP	Sr	11	0	11	53	0	86	7.8
5.	Rosell, Larry-NMSU	So	11	14	0	0	0	84	7.6
6.	Solomon, Jed-TROY	Sr	10	0	13	34	0	73	7.3
7.	White, Johnston-ASU	So	11	13	0	0	0	78	7.1
8.	Lutz, Wil-GSU	Sr	11	0	12	36	0	72	6.5
9.	Aleem Sunanon-USA	Jr	11	0	14	29	0	71	6.5
10.	Houston, J.D.-ASU	Jr	10	0	10	34	0	64	6.4

SCORING (TDs)		Cl	G	TD	RunPass	Ret	Pat	Pts	Avg/G
1.	M. Breida-GS	Jr	11	16	16	0	0	96	8.7
2.	McGuire, Elijah-UL-L	Jr	11	14	12	2	0	90	8.2
3.	Rosell, Larry-NMSU	So	11	14	12	2	0	84	7.6
4.	White, Johnston-ASU	So	11	13	13	0	0	78	7.1
5.	Penny, Elijah-IDAHO	Sr	12	12	10	2	0	74	6.2
6.	L. Ramsby-GS	So	11	11	11	0	0	66	6.0
7.	Lowe, Robert-TXST	Sr	11	10	7	3	0	62	5.6
8.	Gordon, Michael-ASU	Sr	11	10	8	2	0	60	5.5
	Gerald Everett-USA	Jr	11	10	2	8	0	60	5.5
	Houston, Tres-ASU	Sr	11	10	0	10	0	60	5.5

SCORING (KICK)		Cl	G	PAT	FG	Pts	Avg/G
1.	Rehkov, Austin-IDAHO	Jr	12	39-40	23-27	108	9.0
2.	Matics, Zach-APP	Sr	11	53-53	11-12	86	7.8
3.	Solomon, Jed-TROY	Sr	10	34-35	13-17	73	7.3
4.	Lutz, Wil-GSU	Sr	11	36-37	12-19	72	6.5
5.	Aleem Sunanon-USA	Jr	11	29-29	14-17	71	6.5
6.	Houston, J.D.-ASU	Jr	10	34-35	10-11	64	6.4
7.	Kaba, Lumi-TXST	Jr	11	24-25	9-16	51	4.6
8.	Artigue, Stevie-UL-L	Fr	11	26-28	8-15	50	4.5
9.	Ford, Craig-ULM	Fr	12	27-27	9-12	54	4.5
10.	Kay, Ryan-TROY	Jr	11	0-0	1-2	3	0.3

PUNT RETURN AVG		Cl	G	No.	Yds	TD	Long	Avg/G
1.	D. Keaton-GS	Sr	11	15	254	0	72	16.9
2.	Ruben, Teddy-TROY	Sr	11	16	211	1	64	13.2
3.	McDowell, B-TXST	So	11	14	183	1	95	13.1
4.	Taylor, Blaise-ASU	So	9	22	282	1	73	12.8
5.	Haynes, Gary-UL-L	Fr	9	11	124	0	42	11.3
6.	Beathard, Bobo-APP	Sr	11	11	40	0	36	3.6

KICK RETURN AVG		Cl	G	No.	Yds	TD	Long	Avg/G
1.	McKissic, J.D.-ASU	Sr	11	23	605	1	92	26.3
2.	D. Keaton-GS	Sr	11	28	705	0	42	25.2
3.	Smith, Brandon-TXST	Sr	11	25	595	1	95	23.8

2015 Sun Belt Conference
Individual Statistics Through games of Nov 29, 2015

ALL PURPOSE								
	Cl	G	Rush	Rcv	PR	KR	Yds	Avg/G
1. Rose III, Larry-NMSU	So	11	1587	282	0	0	1869	169.9
2. M. Breida-GS	Jr	11	1495	6	0	0	1501	136.5
3. Penny, Elijah-IDAHO	Sr	12	1159	239	0	135	1533	127.8
4. Ruben, Teddy-TROY	Sr	11	12	748	211	382	1353	123.0
5. Cox, Marcus-APP	Jr	10	1073	142	0	0	1215	121.5
6. McGuire, Elijah-UL-L	Jr	11	972	282	80	0	1334	121.3
Xavier Johnson-USA	So	11	844	82	0	408	1334	121.3
8. McKissic, J.D.-ASU	Sr	11	81	492	0	605	1178	107.1
9. Burks, Brandon-TROY	Sr	11	887	269	0	0	1156	105.1
10. Lowe, Robert-TXST	Sr	11	915	145	0	0	1060	96.4

PUNTING									
	Cl	G	No.	Yds	Lg	I20	50+	TB	Avg.
1. Rehkow, Austin-IDAHO	Jr	12	49	2241	65	14	18	3	45.7
2. Kaba, Lumi-TXST	Jr	11	60	2663	69	19	19	4	44.4
3. Critcher, B.-APP	Jr	11	44	1946	60	10	17	5	44.2
4. Lutz, Wil-GSU	Sr	11	52	2299	63	17	15	4	44.2
5. Ferguson, Luke-ASU	Sr	11	65	2783	66	28	17	6	42.8
6. Aleem Sunanon-USA	Jr	11	26	1113	55	6	6	0	42.8
7. Coutts, Steven-UL-L	Fr	11	55	2326	64	20	13	4	42.3
8. Kay, Ryan-TROY	Jr	11	59	2470	62	16	7	7	41.9
9. Torres, Anthony-NMSU	Sr	11	59	2416	70	19	13	2	40.9
10. Brandon McKee-USA	Jr	11	39	1554	54	6	11	7	39.8

FIELD GOALS							
	Cl	G	Made	Att.	Long	Pct.	FG/G
1. Rehkow, Austin-IDAHO	Jr	12	23	27	48	85.2	1.92
2. Solomon, Jed-TROY	Sr	10	13	17	44	76.5	1.30
3. Aleem Sunanon-USA	Jr	11	14	17	49	82.4	1.27
4. Lutz, Wil-GSU	Sr	11	12	19	50	63.2	1.09
5. Houston, J.D.-ASU	Jr	10	10	11	42	90.9	1.00
Matics, Zach-APP	Sr	11	11	12	51	91.7	1.00
7. Kaba, Lumi-TXST	Jr	11	9	16	50	56.2	0.82
8. Ford, Craig-ULM	Fr	12	9	12	44	75.0	0.75
9. Artigue, Stevie-UL-L	Fr	11	8	15	49	53.3	0.73
10. Kay, Ryan-TROY	Jr	11	1	2	32	50.0	0.09

FIELD GOAL PCT						
	Cl	G	Made	Att.	Long	Pct.
1. Rehkow, Austin-IDAHO	Jr	12	23	27	48	85.2

PAT KICKING PCT					
	Cl	G	Made	Att.	Pct.
1. Matics, Zach-APP	Sr	11	53	53	100.0
Aleem Sunanon-USA	Jr	11	29	29	100.0
Ford, Craig-ULM	Fr	12	27	27	100.0
4. Rehkow, Austin-IDAHO	Jr	12	39	40	97.5
5. Lutz, Wil-GSU	Sr	11	36	37	97.3
6. Houston, J.D.-ASU	Jr	10	34	35	97.1
Solomon, Jed-TROY	Sr	10	34	35	97.1
8. Kaba, Lumi-TXST	Jr	11	24	25	96.0
9. Artigue, Stevie-UL-L	Fr	11	26	28	92.9

2015 Sun Belt Conference
Individual Statistics Through games of Nov 29, 2015

PASSES DEFENDED		Cl	G	BrUp	Int.	Total	Avg/G
1.	Gibbs, Latrell-APP	So	11	8	5	13	1.18
2.	McCollum, Troy-UL-L	Jr	9	10	0	10	1.11
3.	Smith, Jerome-GSU	Fr	10	10	1	11	1.10
4.	Brown, Cody-ASU	Jr	11	8	3	11	1.00
	D. White-GS	Sr	11	9	2	11	1.00
6.	Sullivan, C.-GSU	So	11	8	2	10	0.91
7.	Dukes, Bruce-GSU	Sr	10	9	0	9	0.90
8.	Hayes, Rocky-ASU	Sr	11	4	5	9	0.82
	Farmer, L.-TROY	Sr	11	6	3	9	0.82
	Brown, Savion-UL-L	Jr	11	6	3	9	0.82
11.	Taylor, Blaise-ASU	So	9	6	1	7	0.78
12.	A. Glover-GS	Sr	11	2	6	8	0.73
	C. Williams-GS	Fr	11	5	3	8	0.73
	Humes, Chris-ASU	Jr	11	6	2	8	0.73
	Baker, Bobby-GSU	Jr	11	5	3	8	0.73
	Batiste, Tarris-GSU	Sr	11	6	2	8	0.73
17.	Caldwell, Trey-ULM	Sr	12	8	0	8	0.67
18.	Walker, Tracy-UL-L	So	11	6	1	7	0.64
	DeGrange, Z.-UL-L	Sr	11	6	1	7	0.64
	E.J. May-USA	Sr	11	5	2	7	0.64

INTERCEPTIONS		Cl	G	No.	Yds	TD	Long	Avg/G
1.	A. Glover-GS	Sr	11	6	51	0	36	0.55
2.	Gibbs, Latrell-APP	So	11	5	138	2	91	0.45
	Hayes, Rocky-ASU	Sr	11	5	1	0	4	0.45
4.	Brown, Savion-UL-L	Jr	11	3	101	1	85	0.27
	Farmer, L.-TROY	Sr	11	3	78	1	55	0.27
	Nwangwa, Jacob-NMSU	So	11	3	41	1	41	0.27
	C. Williams-GS	Fr	11	3	35	0	17	0.27
	Brown, Cody-ASU	Jr	11	3	32	1	30	0.27
	Baker, Bobby-GSU	Jr	11	3	17	0	13	0.27
10.	Wright, Jaden-NMSU	So	10	2	33	0	37	0.20

FUMBLES FORCED		Cl	G	No.	Avg/G
1.	A. Williams-GS	Sr	11	4	0.36
2.	Rolland-Jones-ASU	So	11	3	0.27
	Devon Earl-USA	Jr	11	3	0.27
	Blake Dees-USA	Sr	11	3	0.27
	Lewis, Terris-TROY	Jr	11	3	0.27
6.	Ayers, Kaylyn-IDAHO	Sr	11	2	0.18
	Jeremy Reaves-USA	So	11	2	0.18
	Tovell, D.-UL-L	Sr	11	2	0.18
	Kitchens, M.-TROY	Sr	11	2	0.18
10.	Millan, Marc-IDAHO	Sr	12	2	0.17

FUMBLES RECOVERED		Cl	G	No.	Avg/G
1.	Stone, Chris-ASU	Sr	11	3	0.27
	Baker, Bobby-GSU	Jr	11	3	0.27
3.	Reddick, Darrin-TROY	Sr	11	2	0.18
	McGowan, Trey-TXST	Sr	11	2	0.18
	R. Jones-GS		11	2	0.18
	Devon Earl-USA	Jr	11	2	0.18
	Clark, Dorian-IDAHO	So	11	2	0.18
8.	Johnson, M-ULM	Sr	12	2	0.17
9.	Clanton, Dante-TXST	Sr	9	1	0.11
	Akeem Lewis-USA	Sr	9	1	0.11

2015 Sun Belt Conference
Conference Team Game Highs Through games of Nov 29, 2015

TEAM HIGHS (highest totals made by)

Points	70	Arkansas State vs MISSOURI STATE (Sep 19, 2015)
	63	Texas State vs PVAM (Sep 12, 2015)
Points scored kicking	16	Idaho at New Mexico State (Oct 31, 2015) [4fg,4pat]
	16	Arkansas State at Appalachian State (Nov 05, 2015) [4fg,4pat]
Touchdowns	10	Arkansas State vs MISSOURI STATE (Sep 19, 2015)
	9	Texas State vs PVAM (Sep 12, 2015)
Total offense yards	663	Appalachian State vs HOWARD (Sep 05, 2015) [376r,287p]
	654	Appalachian State at UL Monroe (Oct 17, 2015) [379r,275p]
Total offense plays	93	New Mexico State at Texas State (Nov 07, 2015) [48r,45p]
	92	Idaho at New Mexico State (Oct 31, 2015) [50r,42p]
Total offense yards/play	10.7	UL Lafayette vs NORTHWESTERN STATE (Sep 12, 2015) [51-547]
	9.9	Appalachian State at UL Monroe (Oct 17, 2015) [66-654]
Rushing yards	507	Georgia Southern vs NEW MEXICO STATE (Oct 17, 2015)
	503	Georgia Southern vs TEXAS STATE (Oct 29, 2015)
Rushing attempts	67	Georgia Southern at UL Monroe (Oct 03, 2015)
	67	Georgia Southern vs TEXAS STATE (Oct 29, 2015)
Yards per rush	8.7	Georgia Southern vs SOUTH ALABAMA (Nov 28, 2015) [56-489]
	8.6	Georgia Southern vs NEW MEXICO STATE (Oct 17, 2015) [59-507]
Rushing TDs	7	Georgia Southern vs NEW MEXICO STATE (Oct 17, 2015)
	6	UL Lafayette vs NORTHWESTERN STATE (Sep 12, 2015)
	6	Arkansas State vs MISSOURI STATE (Sep 19, 2015)
	6	Georgia Southern vs THE CITADEL (Sep 19, 2015)
	6	Arkansas State vs IDAHO (Oct 03, 2015)
	6	Georgia Southern at UL Monroe (Oct 03, 2015)
	6	Georgia Southern vs SOUTH ALABAMA (Nov 28, 2015)
Longest rush	92	South Alabama vs GARDNER-WEBB (Sep 05, 2015)
	92	Troy at New Mexico State (Oct 24, 2015)
Passing yards	471	Georgia State at Texas State (Nov 14, 2015)
	445	New Mexico State vs GEORGIA STATE (Sep 12, 2015)
Passing attempts	55	New Mexico State vs GEORGIA STATE (Sep 12, 2015)
	52	Texas State vs GEORGIA STATE (Nov 14, 2015)
Passing TDs	5	Troy at New Mexico State (Oct 24, 2015)
	5	Arkansas State at UL Monroe (Nov 14, 2015)
Longest pass	78	New Mexico State vs UTEP (Sep 19, 2015)
	77	New Mexico State at Texas State (Nov 07, 2015)
Passes completed	36	Idaho vs OHIO (Sep 03, 2015)
	32	Georgia State at New Mexico State (Sep 12, 2015)
Had intercepted	4	Georgia Southern at West Virginia (Sep 5, 2015)
	4	UL Monroe vs ARKANSAS STATE (Nov 14, 2015)
Pass completion pct	88.5	Arkansas State vs MISSOURI STATE (Sep 19, 2015) [23-26]
	81.8	Texas State vs PVAM (Sep 12, 2015) [18-22]
Passing yards/attempt	20.8	UL Lafayette vs NORTHWESTERN STATE (Sep 12, 2015) [9-187]
	17.2	Appalachian State at UL Monroe (Oct 17, 2015) [16-275]
Yards per catch	30.6	Appalachian State at UL Monroe (Oct 17, 2015) [9-275]
	26.7	UL Lafayette vs NORTHWESTERN STATE (Sep 12, 2015) [7-187]
Field goal attempts	5	Idaho at Troy (Oct 17, 2015)
	5	Idaho at New Mexico State (Oct 31, 2015)
Field goals made	4	Idaho at Troy (Oct 17, 2015)
	4	Idaho at New Mexico State (Oct 31, 2015)
	4	Arkansas State at Appalachian State (Nov 05, 2015)
Longest field goal	51	Appalachian State vs WYOMING (Oct 03, 2015)
	50	Georgia State vs CHARLOTTE (Sep 04, 2015)
	50	Georgia State at Ball State (Oct 17, 2015)
	50	Texas State vs GEORGIA STATE (Nov 14, 2015)
Field goal pct	100.0	Arkansas State at Appalachian State (Nov 05, 2015) [4-4]

2015 Sun Belt Conference
Team Game Highs Through games of Nov 29, 2015

	100.0	Georgia Southern at Idaho (Sep 26, 2015) [3-3]
	100.0	New Mexico State at New Mexico (Oct 03, 2015) [3-3]
	100.0	Appalachian State at Georgia State (Oct 10, 2015) [3-3]
	100.0	Georgia Southern vs TEXAS STATE (Oct 29, 2015) [3-3]
	100.0	Appalachian State vs TROY (Oct 31, 2015) [3-3]
	100.0	New Mexico State at UL Lafayette (Nov 21, 2015) [3-3]
	100.0	Idaho vs OHIO (Sep 03, 2015) [2-2]
	100.0	South Alabama vs GARDNER-WEBB (Sep 05, 2015) [2-2]
	100.0	Georgia Southern vs WESTERN MICHIGAN (Sep 12, 2015) [2-2]
	100.0	Arkansas State vs MISSOURI (Sep 12, 2015) [2-2]
	100.0	New Mexico State vs UTEP (Sep 19, 2015) [2-2]
	100.0	Idaho vs WOF (Sep 19, 2015) [2-2]
	100.0	Georgia Southern vs THE CITADEL (Sep 19, 2015) [2-2]
	100.0	South Alabama vs NC STATE (Sep 26, 2015) [2-2]
	100.0	Idaho vs GEORGIA SOUTHERN (Sep 26, 2015) [2-2]
	100.0	Georgia State vs LIBERTY (Oct 03, 2015) [2-2]
	100.0	Arkansas State at South Alabama (Oct 13, 2015) [2-2]
	100.0	UL Monroe at Idaho (Oct 24, 2015) [2-2]
	100.0	Texas State at Georgia Southern (Oct 29, 2015) [2-2]
	100.0	Troy at Appalachian State (Oct 31, 2015) [2-2]
	100.0	Georgia State at Texas State (Nov 14, 2015) [2-2]
	100.0	Idaho vs APPALACHIAN STATE (Nov 14, 2015) [2-2]
	100.0	Idaho at Auburn (Nov 21, 2015) [2-2]
	100.0	Georgia Southern vs SOUTH ALABAMA (Nov 28, 2015) [2-2]
	100.0	UL Monroe at Hawai`i (Nov 28, 2015) [2-2]
PAT kicks attempted	10	Arkansas State vs MISSOURI STATE (Sep 19, 2015)
	8	Appalachian State at UL Monroe (Oct 17, 2015)
	8	Georgia Southern vs NEW MEXICO STATE (Oct 17, 2015)
	8	Arkansas State at UL Monroe (Nov 14, 2015)
PAT kicks made	10	Arkansas State vs MISSOURI STATE (Sep 19, 2015)
	8	Appalachian State at UL Monroe (Oct 17, 2015)
	8	Georgia Southern vs NEW MEXICO STATE (Oct 17, 2015)
	8	Arkansas State at UL Monroe (Nov 14, 2015)
PAT kicks pct	100.0	Arkansas State vs MISSOURI STATE (Sep 19, 2015) [10-10]
	100.0	Appalachian State at UL Monroe (Oct 17, 2015) [8-8]
	100.0	Georgia Southern vs NEW MEXICO STATE (Oct 17, 2015) [8-8]
	100.0	Arkansas State at UL Monroe (Nov 14, 2015) [8-8]
	100.0	Appalachian State vs HOWARD (Sep 05, 2015) [7-7]
	100.0	Texas State vs PVAM (Sep 12, 2015) [7-7]
	100.0	Appalachian State at Old Dominion (Sep 26, 2015) [7-7]
	100.0	Arkansas State vs IDAHO (Oct 03, 2015) [7-7]
	100.0	UL Lafayette vs TEXAS STATE (Oct 10, 2015) [7-7]
	100.0	Troy at New Mexico State (Oct 24, 2015) [7-7]
	100.0	New Mexico State vs IDAHO (Oct 31, 2015) [7-7]
	100.0	South Alabama vs IDAHO (Nov 07, 2015) [7-7]
	100.0	Georgia Southern vs SOUTH ALABAMA (Nov 28, 2015) [7-7]
	100.0	Arkansas State at New Mexico State (Nov 28, 2015) [7-7]
	100.0	UL Monroe vs NICHOLLS STATE (Sep 12, 2015) [6-6]
	100.0	Georgia Southern vs THE CITADEL (Sep 19, 2015) [6-6]
	100.0	Troy vs UL MONROE (Nov 07, 2015) [6-6]
	100.0	Idaho at South Alabama (Nov 07, 2015) [6-6]
	100.0	Georgia Southern at Troy (Nov 14, 2015) [6-6]
	100.0	Appalachian State at Idaho (Nov 14, 2015) [6-6]
	100.0	Georgia Southern vs WESTERN MICHIGAN (Sep 12, 2015) [5-5]
	100.0	Idaho vs WOF (Sep 19, 2015) [5-5]
	100.0	Georgia Southern at Idaho (Sep 26, 2015) [5-5]

2015 Sun Belt Conference
Team Game Highs Through games of Nov 29, 2015

100.0 Idaho at Arkansas State (Oct 03, 2015) [5-5]
100.0 Arkansas State at South Alabama (Oct 13, 2015) [5-5]
100.0 Troy at Appalachian State (Oct 31, 2015) [5-5]
100.0 Appalachian State vs TROY (Oct 31, 2015) [5-5]
100.0 Georgia State at Texas State (Nov 14, 2015) [5-5]
100.0 Idaho vs TEXAS STATE (Nov 28, 2015) [5-5]
100.0 Georgia State at New Mexico State (Sep 12, 2015) [4-4]
100.0 Georgia State at Oregon (09/19/15) [4-4]
100.0 South Alabama at San Diego State (Sep 19, 2015) [4-4]
100.0 Appalachian State vs WYOMING (Oct 03, 2015) [4-4]
100.0 UL Monroe vs GEORGIA SOUTHERN (Oct 03, 2015) [4-4]
100.0 South Alabama vs ARKANSAS STATE (Oct 13, 2015) [4-4]
100.0 Appalachian State at Georgia State (Oct 10, 2015) [4-4]
100.0 Georgia State at Ball State (Oct 17, 2015) [4-4]
100.0 Appalachian State vs GEORGIA SOUTHERN (Oct 22, 2015) [4-4]
100.0 Georgia Southern vs TEXAS STATE (Oct 29, 2015) [4-4]
100.0 Idaho at New Mexico State (Oct 31, 2015) [4-4]
100.0 Arkansas State at Appalachian State (Nov 05, 2015) [4-4]
100.0 New Mexico State at Texas State (Nov 07, 2015) [4-4]
100.0 Idaho at Auburn (Nov 21, 2015) [4-4]
100.0 UL Lafayette vs NEW MEXICO STATE (Nov 21, 2015) [4-4]
100.0 New Mexico State at UL Lafayette (Nov 21, 2015) [4-4]
100.0 Georgia State vs TROY (Nov 27, 2015) [4-4]
100.0 New Mexico State vs ARKANSAS STATE (Nov 28, 2015) [4-4]
100.0 Appalachian State vs UL LAFAYETTE (Nov 28, 2015) [4-4]
100.0 Texas State at Idaho (Nov 28, 2015) [4-4]
100.0 Troy at NC State (Sep 05, 2015) [3-3]
100.0 South Alabama vs GARDNER-WEBB (Sep 05, 2015) [3-3]
100.0 Georgia State vs LIBERTY (Oct 03, 2015) [3-3]
100.0 South Alabama at Troy (Oct 03, 2015) [3-3]
100.0 UL Monroe at Tulsa (Oct 10, 2015) [3-3]
100.0 UL Lafayette at Arkansas State (Oct 20, 2015) [3-3]
100.0 Idaho vs UL MONROE (Oct 24, 2015) [3-3]
100.0 UL Monroe at UL Lafayette (Oct 31, 2015) [3-3]
100.0 Appalachian State vs ARKANSAS STATE (Nov 05, 2015) [3-3]
100.0 Georgia State vs UL LAFAYETTE (Nov 07, 2015) [3-3]
100.0 Texas State vs NEW MEXICO STATE (Nov 07, 2015) [3-3]
100.0 South Alabama vs UL LAFAYETTE (Nov 12, 2015) [3-3]
100.0 UL Monroe vs ARKANSAS STATE (Nov 14, 2015) [3-3]
100.0 Georgia State vs SOUTH ALABAMA (Nov 21, 2015) [3-3]
100.0 Troy at Georgia State (Nov 27, 2015) [3-3]
100.0 Idaho vs OHIO (Sep 03, 2015) [2-2]
100.0 Georgia State vs CHARLOTTE (Sep 04, 2015) [2-2]
100.0 UL Lafayette at Kentucky (Sep 05, 2015) [2-2]
100.0 UL Monroe at Georgia (Sep 05, 2015) [2-2]
100.0 Arkansas State vs MISSOURI (Sep 12, 2015) [2-2]
100.0 Texas State at Houston (Sep 26, 2015) [2-2]
100.0 Idaho vs GEORGIA SOUTHERN (Sep 26, 2015) [2-2]
100.0 UL Lafayette vs AKRON (Sep 26, 2015) [2-2]
100.0 UL Lafayette at Louisiana Tech (Oct 03, 2015) [2-2]
100.0 Troy at Mississippi State (Oct 10, 2015) [2-2]
100.0 UL Monroe vs APPALACHIAN STATE (Oct 17, 2015) [2-2]
100.0 UL Lafayette at Georgia State (Nov 07, 2015) [2-2]
100.0 UL Monroe at Troy (Nov 07, 2015) [2-2]
100.0 Idaho vs APPALACHIAN STATE (Nov 14, 2015) [2-2]
100.0 Georgia Southern at Georgia (Nov 21, 2015) [2-2]

2015 Sun Belt Conference
Team Game Highs Through games of Nov 29, 2015

	100.0	South Alabama at Georgia Southern (Nov 28, 2015) [2-2]
	100.0	UL Monroe at Hawai`i (Nov 28, 2015) [2-2]
2-point PAT attempts	2	UL Lafayette at Kentucky (Sep 05, 2015)
	2	Texas State vs PVAM (Sep 12, 2015)
	2	UL Lafayette vs UL MONROE (Oct 31, 2015)
	2	UL Lafayette at South Alabama (Nov 12, 2015)
2-point PATs made	2	UL Lafayette at Kentucky (Sep 05, 2015)
	1	Idaho vs OHIO (Sep 03, 2015)
	1	Texas State vs PVAM (Sep 12, 2015)
	1	Texas State vs USM (Sep 19, 2015)
	1	Troy vs SOUTH ALABAMA (Oct 03, 2015)
	1	Arkansas State at South Alabama (Oct 13, 2015)
	1	South Alabama at Texas State (Oct 24, 2015)
	1	UL Lafayette vs UL MONROE (Oct 31, 2015)
	1	Idaho at New Mexico State (Oct 31, 2015)
	1	South Alabama vs UL LAFAYETTE (Nov 12, 2015)
Punts	12	UL Monroe at Alabama (Sep 26, 2015)
	12	UL Monroe vs ARKANSAS STATE (Nov 14, 2015)
Longest punt	70	New Mexico State at Texas State (Nov 07, 2015)
	69	Texas State vs SOUTH ALABAMA (Oct 24, 2015)
Yards punted	469	Arkansas State at UL Monroe (Nov 14, 2015) [11-469]
	418	UL Monroe vs ARKANSAS STATE (Nov 14, 2015) [12-418]
Punting avg	55.0	Georgia State at New Mexico State (Sep 12, 2015) [4-220]
	52.0	Idaho vs TEXAS STATE (Nov 28, 2015) [3-156]
Punt returns	6	Arkansas State at UL Monroe (Nov 14, 2015)
	5	Troy vs CHARLESTON SOUTHERN (Sep 12, 2015)
	5	New Mexico State vs TROY (Oct 24, 2015)
Punt return yards	111	Georgia Southern vs SOUTH ALABAMA (Nov 28, 2015)
	111	Arkansas State at New Mexico State (Nov 28, 2015)
Punt return avg	36.0	Georgia Southern vs TEXAS STATE (Oct 29, 2015) [2-72]
	33.7	Texas State vs PVAM (Sep 12, 2015) [3-101]
Punt return TDs	1	Troy vs CHARLESTON SOUTHERN (Sep 12, 2015)
	1	Texas State vs PVAM (Sep 12, 2015)
	1	Georgia Southern at UL Monroe (Oct 03, 2015)
	1	UL Lafayette at Georgia State (Nov 07, 2015)
	1	Arkansas State at New Mexico State (Nov 28, 2015)
Longest punt return	95	Texas State vs PVAM (Sep 12, 2015)
	73	Arkansas State at New Mexico State (Nov 28, 2015)
Kick returns	8	Idaho vs OHIO (Sep 03, 2015)
	8	Appalachian State at Clemson (Sep 12, 2015)
	8	Arkansas State at Toledo (09/26/15)
Kick return yards	216	Arkansas State at Toledo (09/26/15)
	205	Appalachian State at Clemson (Sep 12, 2015)
Kick return avg	40.0	South Alabama at Georgia State (Nov 21, 2015) [3-120]
	36.2	South Alabama vs IDAHO (Nov 07, 2015) [5-181]
Longest kick return	100	UL Lafayette vs TEXAS STATE (Oct 10, 2015)
	100	Georgia State at Arkansas State (Oct 31, 2015)
	100	South Alabama vs IDAHO (Nov 07, 2015)
Kick return TDs	1	Arkansas State at Toledo (09/26/15)
	1	Texas State at UL Lafayette (Oct 10, 2015)
	1	UL Lafayette vs TEXAS STATE (Oct 10, 2015)
	1	Georgia State at Arkansas State (Oct 31, 2015)
	1	South Alabama vs IDAHO (Nov 07, 2015)
Interceptions	4	Arkansas State at UL Monroe (Nov 14, 2015)
	3	Georgia Southern vs WESTERN MICHIGAN (Sep 12, 2015)
	3	Arkansas State vs MISSOURI (Sep 12, 2015)

2015 Sun Belt Conference
Team Game Highs Through games of Nov 29, 2015

	3	Arkansas State vs MISSOURI STATE (Sep 19, 2015)
	3	Arkansas State vs IDAHO (Oct 03, 2015)
	3	South Alabama at Troy (Oct 03, 2015)
	3	Georgia Southern at UL Monroe (Oct 03, 2015)
	3	Arkansas State at South Alabama (Oct 13, 2015)
	3	Troy vs UL MONROE (Nov 07, 2015)
	3	Arkansas State at New Mexico State (Nov 28, 2015)
Interception return yds	97	Arkansas State at South Alabama (Oct 13, 2015)
	91	Appalachian State vs WYOMING (Oct 03, 2015)
Interception return avg	32.3	Arkansas State at South Alabama (Oct 13, 2015) [3-97]
	26.3	Troy vs UL MONROE (Nov 07, 2015) [3-79]
Longest interception rtn	91	Appalachian State vs WYOMING (Oct 03, 2015)
	85	UL Lafayette at South Alabama (Nov 12, 2015)
Interception return TDs	1	New Mexico State vs UTEP (Sep 19, 2015)
	1	Arkansas State vs MISSOURI STATE (Sep 19, 2015)
	1	Appalachian State vs WYOMING (Oct 03, 2015)
	1	Idaho at Arkansas State (Oct 03, 2015)
	1	UL Monroe vs GEORGIA SOUTHERN (Oct 03, 2015)
	1	Arkansas State at South Alabama (Oct 13, 2015)
	1	Appalachian State at Georgia State (Oct 10, 2015)
	1	Arkansas State vs UL LAFAYETTE (Oct 20, 2015)
	1	Appalachian State vs TROY (Oct 31, 2015)
	1	Georgia State at Arkansas State (Oct 31, 2015)
	1	Troy vs UL MONROE (Nov 07, 2015)
	1	UL Lafayette at South Alabama (Nov 12, 2015)
	1	Arkansas State at UL Monroe (Nov 14, 2015)
	1	Arkansas State at New Mexico State (Nov 28, 2015)
Fumbles lost	3	Georgia Southern vs TEXAS STATE (Oct 29, 2015)
	3	UL Monroe at Troy (Nov 07, 2015)
Fumbles recovered	3	Georgia State vs CHARLOTTE (Sep 04, 2015)
	3	Georgia Southern vs THE CITADEL (Sep 19, 2015)
	3	Texas State at Georgia Southern (Oct 29, 2015)
	3	Troy vs UL MONROE (Nov 07, 2015)
Sacked by opp	7	New Mexico State at New Mexico (Oct 03, 2015)
	6	UL Monroe at Alabama (Sep 26, 2015)
	6	Arkansas State at Toledo (09/26/15)
	6	South Alabama vs ARKANSAS STATE (Oct 13, 2015)
	6	UL Lafayette at Appalachian State (Nov 28, 2015)
QB sacks	6	Arkansas State at South Alabama (Oct 13, 2015)
	6	Appalachian State vs UL LAFAYETTE (Nov 28, 2015)
Turnovers committed	6	UL Monroe at Troy (Nov 07, 2015)
	5	Georgia Southern at West Virginia (Sep 5, 2015)
	5	Arkansas State at Toledo (09/26/15)
	5	South Alabama vs ARKANSAS STATE (Oct 13, 2015)
	5	UL Monroe vs ARKANSAS STATE (Nov 14, 2015)
Turnovers caused	6	Troy vs UL MONROE (Nov 07, 2015)
	5	Georgia State vs CHARLOTTE (Sep 04, 2015)
	5	Georgia Southern vs THE CITADEL (Sep 19, 2015)
	5	Arkansas State at South Alabama (Oct 13, 2015)
	5	Arkansas State at UL Monroe (Nov 14, 2015)
Kicks blocked	2	Arkansas State vs GEORGIA STATE (Oct 31, 2015)
	1	New Mexico State at Florida (Sep 05, 2015)
	1	Arkansas State at USC (Sep 05, 2015)
	1	Georgia State at New Mexico State (Sep 12, 2015)
	1	UL Monroe vs NICHOLLS STATE (Sep 12, 2015)
	1	Georgia Southern at Idaho (Sep 26, 2015)

2015 Sun Belt Conference
Team Game Highs Through games of Nov 29, 2015

	1	Georgia Southern at UL Monroe (Oct 03, 2015)
	1	UL Lafayette vs TEXAS STATE (Oct 10, 2015)
	1	UL Monroe at Tulsa (Oct 10, 2015)
	1	Georgia Southern vs NEW MEXICO STATE (Oct 17, 2015)
	1	UL Lafayette vs UL MONROE (Oct 31, 2015)
	1	UL Lafayette at Georgia State (Nov 07, 2015)
	1	UL Monroe at Troy (Nov 07, 2015)
	1	South Alabama vs IDAHO (Nov 07, 2015)
	1	South Alabama vs UL LAFAYETTE (Nov 12, 2015)
	1	Troy at Georgia State (Nov 27, 2015)
	1	South Alabama at Georgia Southern (Nov 28, 2015)
	1	Appalachian State vs UL LAFAYETTE (Nov 28, 2015)
First downs	33	Appalachian State vs HOWARD (Sep 05, 2015)
	30	Idaho at New Mexico State (Oct 31, 2015)
	30	Arkansas State at New Mexico State (Nov 28, 2015)
1st downs rushing	23	Appalachian State at Idaho (Nov 14, 2015)
	21	Georgia Southern at UL Monroe (Oct 03, 2015)
	21	Georgia Southern vs NEW MEXICO STATE (Oct 17, 2015)
1st downs passing	18	Idaho vs OHIO (Sep 03, 2015)
	18	Georgia State at Texas State (Nov 14, 2015)
1st downs by penalty	7	Idaho at Arkansas State (Oct 03, 2015)
	5	Texas State vs USM (Sep 19, 2015)
	5	Georgia State vs UL LAFAYETTE (Nov 07, 2015)
	5	Idaho at Auburn (Nov 21, 2015)
Penalties	18	UL Monroe vs NICHOLLS STATE (Sep 12, 2015)
	16	South Alabama at Texas State (Oct 24, 2015)
Penalties yards	169	Arkansas State vs IDAHO (Oct 03, 2015)
	158	UL Monroe vs NICHOLLS STATE (Sep 12, 2015)

2015 Sun Belt Conference
Conference Individual Game Highs Through games of Nov 29, 2015

INDIVIDUAL PLAYER GAME HIGHS

Points scored	30	McGuire, Elijah (UL Lafayette) vs NORTHWESTERN STATE (Sep 12, 2015)
	24	M. Breida (Georgia Southern) vs WESTERN MICHIGAN (Sep 12, 2015)
	24	Rose III, Larry (New Mexico State) vs IDAHO (Oct 31, 2015)
Touchdowns	5	McGuire, Elijah (UL Lafayette) vs NORTHWESTERN STATE (Sep 12, 2015)
	4	M. Breida (Georgia Southern) vs WESTERN MICHIGAN (Sep 12, 2015)
	4	Rose III, Larry (New Mexico State) vs IDAHO (Oct 31, 2015)
TD responsibility	6	Knighten, Fredi (Arkansas State) at UL Monroe (Nov 14, 2015) [1r,5p]
	5	McGuire, Elijah (UL Lafayette) vs NORTHWESTERN STATE (Sep 12, 2015) [5r,0p]
	5	Jones, Tyler (Texas State) vs USM (Sep 19, 2015) [2r,3p]
	5	Silvers, B. (Troy) at New Mexico State (Oct 24, 2015) [0r,5p]
Points scored kicking	16	Rehkow, Austin (Idaho) at New Mexico State (Oct 31, 2015) [4fg,4pat]
	16	Houston, J.D. (Arkansas State) at Appalachian State (Nov 05, 2015) [4fg,4pat]
Total offense yards	496	Arbuckle, Nick (Georgia State) at Texas State (Nov 14, 2015) [25r,471p]
Total offense plays	470	Jones, Tyler (Texas State) vs USM (Sep 19, 2015) [160r,310p]
	64	Jones, Tyler (Texas State) vs USM (Sep 19, 2015) [18r,46p]
Total offense yards/play	64	Jones, Tyler (Texas State) vs GEORGIA STATE (Nov 14, 2015) [13r,51p]
	18.0	Ferguson, R. (Appalachian State) at UL Monroe (Oct 17, 2015) [3-54]
Rushing yards	18.0	Best, C.J. (Texas State) vs GEORGIA STATE (Nov 14, 2015) [2-36]
	260	Rose III, Larry (New Mexico State) at New Mexico (Oct 03, 2015)
Rushing attempts	248	Lowe, Robert (Texas State) vs SOUTH ALABAMA (Oct 24, 2015)
	36	Penny, Elijah (Idaho) vs UL MONROE (Oct 24, 2015)
	35	Penny, Elijah (Idaho) at New Mexico State (Oct 31, 2015)
Yards per rush	35	Penny, Elijah (Idaho) at South Alabama (Nov 07, 2015)
	18.0	Ferguson, R. (Appalachian State) at UL Monroe (Oct 17, 2015) [3-54]
Rushing TDs	18.0	Best, C.J. (Texas State) vs GEORGIA STATE (Nov 14, 2015) [2-36]
	5	McGuire, Elijah (UL Lafayette) vs NORTHWESTERN STATE (Sep 12, 2015)
	4	M. Breida (Georgia Southern) vs WESTERN MICHIGAN (Sep 12, 2015)
Longest rush	4	Rose III, Larry (New Mexico State) vs IDAHO (Oct 31, 2015)
	92	Xavier Johnson (South Alabama) vs GARDNER-WEBB (Sep 05, 2015)
Passing yards	92	Burks, Brandon (Troy) at New Mexico State (Oct 24, 2015)
	471	Arbuckle, Nick (Georgia State) at Texas State (Nov 14, 2015)
Passing attempts	445	Rogers, Tyler (New Mexico State) vs GEORGIA STATE (Sep 12, 2015)
	55	Rogers, Tyler (New Mexico State) vs GEORGIA STATE (Sep 12, 2015)
Passing TDs	51	Jones, Tyler (Texas State) vs GEORGIA STATE (Nov 14, 2015)
	5	Silvers, B. (Troy) at New Mexico State (Oct 24, 2015)
Longest pass	5	Knighten, Fredi (Arkansas State) at UL Monroe (Nov 14, 2015)
	78	Rogers, Tyler (New Mexico State) vs UTEP (Sep 19, 2015)
Passes completed	77	Jeanty, Nick (New Mexico State) at Texas State (Nov 07, 2015)
	36	Linehan, Matt (Idaho) vs OHIO (Sep 03, 2015)
Had intercepted	32	Arbuckle, Nick (Georgia State) at New Mexico State (Sep 12, 2015)
	4	F. Upshaw (Georgia Southern) at West Virginia (Sep 5, 2015)
	3	Lamb, Taylor (Appalachian State) at Clemson (Sep 12, 2015)
	3	Tabary, James (Arkansas State) at Toledo (09/26/15)
	3	Luton, Jake (Idaho) at Arkansas State (Oct 03, 2015)
	3	Silvers, B. (Troy) vs SOUTH ALABAMA (Oct 03, 2015)
	3	Smith, Garrett (UL Monroe) vs GEORGIA SOUTHERN (Oct 03, 2015)
	3	Cody Clements (South Alabama) vs ARKANSAS STATE (Oct 13, 2015)
	3	Carrington, E (UL Monroe) vs ARKANSAS STATE (Nov 14, 2015)
Pass completion pct	100.0	Nixon, Jalen (UL Lafayette) at Kentucky (Sep 05, 2015) [4-4]
	100.0	Birse, Cameron (Arkansas State) at USC (Sep 05, 2015) [2-2]
	100.0	Birse, Cameron (Arkansas State) vs MISSOURI STATE (Sep 19, 2015) [2-2]
	100.0	F. Upshaw (Georgia Southern) vs THE CITADEL (Sep 19, 2015) [2-2]
	100.0	Dallas Davis (South Alabama) vs NC STATE (Sep 26, 2015) [2-2]
	100.0	Jeanty, Nick (New Mexico State) vs IDAHO (Oct 31, 2015) [2-2]

2015 Sun Belt Conference
Individual Game Highs Through games of Nov 29, 2015

	100.0	Caruso, J.P. (Appalachian State) at Idaho (Nov 14, 2015) [2-2]
	100.0	Davis, Jordan (UL Lafayette) at Appalachian State (Nov 28, 2015) [7-7]
Pass yards/attempt	23.4	Haack, Brooks (UL Lafayette) vs NORTHWESTERN STATE (Sep 12, 2015) [8-187]
	19.9	Jones, Tyler (Texas State) vs PVAM (Sep 12, 2015) [14-278]
Pass yards/catch	26.7	Haack, Brooks (UL Lafayette) vs NORTHWESTERN STATE (Sep 12, 2015) [7-187]
	23.2	Jones, Tyler (Texas State) vs PVAM (Sep 12, 2015) [12-278]
Receiving yards	206	Taylor, Tyrain (New Mexico State) vs GEORGIA STATE (Sep 12, 2015)
	188	Robinson, Jamal (UL Lafayette) at South Alabama (Nov 12, 2015)
Receptions	15	Epps, Dezmon (Idaho) vs OHIO (Sep 03, 2015)
	13	Ceaser, Rashon (UL Monroe) at Georgia (Sep 05, 2015)
Yards per catch	50.0	Paschal, Dijon (Arkansas State) at UL Monroe (Nov 14, 2015) [2-100]
	49.5	Smith, Brandon (Texas State) vs PVAM (Sep 12, 2015) [2-99]
Receiving TDs	3	Houston, Tres (Arkansas State) at UL Monroe (Nov 14, 2015)
	2	Ceaser, Rashon (UL Monroe) at Georgia (Sep 05, 2015)
	2	Hart, Penny (Georgia State) at New Mexico State (Sep 12, 2015)
	2	Taylor, Tyrain (New Mexico State) vs GEORGIA STATE (Sep 12, 2015)
	2	Ruben, Teddy (Troy) vs CHARLESTON SOUTHERN (Sep 12, 2015)
	2	Holley, Ajalen (UL Monroe) vs NICHOLLS STATE (Sep 12, 2015)
	2	Houston, Tres (Arkansas State) vs MISSOURI (Sep 12, 2015)
	2	Mercer, Demun (Texas State) vs USM (Sep 19, 2015)
	2	Epps, Dezmon (Idaho) vs GEORGIA SOUTHERN (Sep 26, 2015)
	2	Gerald Everett (South Alabama) at Troy (Oct 03, 2015)
	2	Robinson, Jamal (UL Lafayette) vs TEXAS STATE (Oct 10, 2015)
	2	Bowen, Joshua (New Mexico State) at Georgia Southern (Oct 17, 2015)
	2	Watson, Deon (Idaho) vs UL MONROE (Oct 24, 2015)
	2	Ruben, Teddy (Troy) at New Mexico State (Oct 24, 2015)
	2	Rucker, Keith (Georgia State) at Arkansas State (Oct 31, 2015)
	2	Rucker, Keith (Georgia State) vs UL LAFAYETTE (Nov 07, 2015)
	2	Thompson, E. (Troy) vs UL MONROE (Nov 07, 2015)
	2	Watson, Deon (Idaho) at South Alabama (Nov 07, 2015)
	2	Harden, Donovan (Georgia State) at Texas State (Nov 14, 2015)
	2	White, Lawrence (Texas State) vs UL MONROE (Nov 19, 2015)
	2	Hogan, Gregory (New Mexico State) at UL Lafayette (Nov 21, 2015)
	2	Bergstrom, J (New Mexico State) vs ARKANSAS STATE (Nov 28, 2015)
	2	Watson, Deon (Idaho) vs TEXAS STATE (Nov 28, 2015)
Longest reception	78	Morgan, T (New Mexico State) vs UTEP (Sep 19, 2015)
	77	Rose III, Larry (New Mexico State) at Texas State (Nov 07, 2015)
Field goal attempts	5	Rehkow, Austin (Idaho) at Troy (Oct 17, 2015)
	5	Rehkow, Austin (Idaho) at New Mexico State (Oct 31, 2015)
Field goals made	4	Rehkow, Austin (Idaho) at Troy (Oct 17, 2015)
	4	Rehkow, Austin (Idaho) at New Mexico State (Oct 31, 2015)
	4	Houston, J.D. (Arkansas State) at Appalachian State (Nov 05, 2015)
Longest field goal	51	Matics, Zach (Appalachian State) vs WYOMING (Oct 03, 2015)
	50	Lutz, Wil (Georgia State) vs CHARLOTTE (Sep 04, 2015)
	50	Lutz, Wil (Georgia State) at Ball State (Oct 17, 2015)
	50	Kaba, Lumi (Texas State) vs GEORGIA STATE (Nov 14, 2015)
Field goal pct	100.0	Houston, J.D. (Arkansas State) at Appalachian State (Nov 05, 2015) [4-4]
	100.0	A. Hanks (Georgia Southern) at Idaho (Sep 26, 2015) [3-3]
	100.0	Davidson, p (New Mexico State) at New Mexico (Oct 03, 2015) [3-3]
	100.0	Matics, Zach (Appalachian State) at Georgia State (Oct 10, 2015) [3-3]
	100.0	Y. Koo (Georgia Southern) vs TEXAS STATE (Oct 29, 2015) [3-3]
	100.0	Matics, Zach (Appalachian State) vs TROY (Oct 31, 2015) [3-3]
	100.0	Parker Davidson (New Mexico State) at UL Lafayette (Nov 21, 2015) [3-3]

2015 Sun Belt Conference
Individual Game Highs Through games of Nov 29, 2015

	100.0	Rehkov, Austin (Idaho) vs OHIO (Sep 03, 2015) [2-2]
	100.0	Aleem Sunanon (South Alabama) vs GARDNER-WEBB (Sep 05, 2015) [2-2]
	100.0	A. Hanks (Georgia Southern) vs WESTERN MICHIGAN (Sep 12, 2015) [2-2]
	100.0	Davidson, p (New Mexico State) vs UTEP (Sep 19, 2015) [2-2]
	100.0	Rehkov, Austin (Idaho) vs WOF (Sep 19, 2015) [2-2]
	100.0	A. Hanks (Georgia Southern) vs THE CITADEL (Sep 19, 2015) [2-2]
	100.0	Aleem Sunanon (South Alabama) vs NC STATE (Sep 26, 2015) [2-2]
	100.0	Rehkov, Austin (Idaho) vs GEORGIA SOUTHERN (Sep 26, 2015) [2-2]
	100.0	Lutz, Wil (Georgia State) vs LIBERTY (Oct 03, 2015) [2-2]
	100.0	Houston, J.D. (Arkansas State) at South Alabama (Oct 13, 2015) [2-2]
	100.0	Ford, Craig (UL Monroe) at Idaho (Oct 24, 2015) [2-2]
	100.0	Kaba, Lumi (Texas State) at Georgia Southern (Oct 29, 2015) [2-2]
	100.0	Solomon, Jed (Troy) at Appalachian State (Oct 31, 2015) [2-2]
	100.0	Lutz, Wil (Georgia State) at Texas State (Nov 14, 2015) [2-2]
	100.0	Rehkov, Austin (Idaho) vs APPALACHIAN STATE (Nov 14, 2015) [2-2]
	100.0	Rehkov, Austin (Idaho) at Auburn (Nov 21, 2015) [2-2]
	100.0	Bird, Aaron (UL Lafayette) vs NEW MEXICO STATE (Nov 21, 2015) [2-2]
	100.0	Y. Koo (Georgia Southern) vs SOUTH ALABAMA (Nov 28, 2015) [2-2]
	100.0	Ford, Craig (UL Monroe) at Hawai`i (Nov 28, 2015) [2-2]
PAT kicks attempted	8	Matics, Zach (Appalachian State) at UL Monroe (Oct 17, 2015)
	8	A. Hanks (Georgia Southern) vs NEW MEXICO STATE (Oct 17, 2015)
	8	Houston, J.D. (Arkansas State) at UL Monroe (Nov 14, 2015)
PAT kicks made	8	Matics, Zach (Appalachian State) at UL Monroe (Oct 17, 2015)
	8	A. Hanks (Georgia Southern) vs NEW MEXICO STATE (Oct 17, 2015)
	8	Houston, J.D. (Arkansas State) at UL Monroe (Nov 14, 2015)
PAT kicks pct	100.0	Matics, Zach (Appalachian State) at UL Monroe (Oct 17, 2015) [8-8]
	100.0	A. Hanks (Georgia Southern) vs NEW MEXICO STATE (Oct 17, 2015) [8-8]
	100.0	Houston, J.D. (Arkansas State) at UL Monroe (Nov 14, 2015) [8-8]
	100.0	Matics, Zach (Appalachian State) vs HOWARD (Sep 05, 2015) [7-7]
	100.0	Kaba, Lumi (Texas State) vs PVAM (Sep 12, 2015) [7-7]
	100.0	Matics, Zach (Appalachian State) at Old Dominion (Sep 26, 2015) [7-7]
	100.0	Artigue, Stevie (UL Lafayette) vs TEXAS STATE (Oct 10, 2015) [7-7]
	100.0	Solomon, Jed (Troy) at New Mexico State (Oct 24, 2015) [7-7]
	100.0	Davidson, p (New Mexico State) vs IDAHO (Oct 31, 2015) [7-7]
	100.0	Aleem Sunanon (South Alabama) vs IDAHO (Nov 07, 2015) [7-7]
	100.0	Y. Koo (Georgia Southern) vs SOUTH ALABAMA (Nov 28, 2015) [7-7]
	100.0	White, Drew (Arkansas State) vs MISSOURI STATE (Sep 19, 2015) [6-6]
	100.0	A. Hanks (Georgia Southern) vs THE CITADEL (Sep 19, 2015) [6-6]
	100.0	Solomon, Jed (Troy) vs UL MONROE (Nov 07, 2015) [6-6]
	100.0	Rehkov, Austin (Idaho) at South Alabama (Nov 07, 2015) [6-6]
	100.0	Y. Koo (Georgia Southern) at Troy (Nov 14, 2015) [6-6]
	100.0	Matics, Zach (Appalachian State) at Idaho (Nov 14, 2015) [6-6]
	100.0	Houston, J.D. (Arkansas State) at New Mexico State (Nov 28, 2015) [6-6]
	100.0	A. Hanks (Georgia Southern) vs WESTERN MICHIGAN (Sep 12, 2015) [5-5]
	100.0	Ford, Craig (UL Monroe) vs NICHOLLS STATE (Sep 12, 2015) [5-5]
	100.0	Rehkov, Austin (Idaho) vs WOF (Sep 19, 2015) [5-5]
	100.0	A. Hanks (Georgia Southern) at Idaho (Sep 26, 2015) [5-5]
	100.0	Rehkov, Austin (Idaho) at Arkansas State (Oct 03, 2015) [5-5]
	100.0	White, Drew (Arkansas State) vs IDAHO (Oct 03, 2015) [5-5]
	100.0	White, Drew (Arkansas State) at South Alabama (Oct 13, 2015) [5-5]
	100.0	Matics, Zach (Appalachian State) vs TROY (Oct 31, 2015) [5-5]
	100.0	Solomon, Jed (Troy) at Appalachian State (Oct 31, 2015) [5-5]
	100.0	Lutz, Wil (Georgia State) at Texas State (Nov 14, 2015) [5-5]

2015 Sun Belt Conference
Individual Game Highs Through games of Nov 29, 2015

100.0 Rehkow, Austin (Idaho) vs TEXAS STATE (Nov 28, 2015) [5-5]
100.0 Lutz, Wil (Georgia State) at New Mexico State (Sep 12, 2015) [4-4]
100.0 Lutz, Wil (Georgia State) at Oregon (09/19/15) [4-4]
100.0 Houston, J.D. (Arkansas State) vs MISSOURI STATE (Sep 19, 2015) [4-4]
100.0 Aleem Sunanon (South Alabama) at San Diego State (Sep 19, 2015) [4-4]
100.0 Matics, Zach (Appalachian State) vs WYOMING (Oct 03, 2015) [4-4]
100.0 Ford, Craig (UL Monroe) vs GEORGIA SOUTHERN (Oct 03, 2015) [4-4]
100.0 Aleem Sunanon (South Alabama) vs ARKANSAS STATE (Oct 13, 2015) [4-4]
100.0 Matics, Zach (Appalachian State) at Georgia State (Oct 10, 2015) [4-4]
100.0 Lutz, Wil (Georgia State) at Ball State (Oct 17, 2015) [4-4]
100.0 Houston, J.D. (Arkansas State) vs UL LAFAYETTE (Oct 20, 2015) [4-4]
100.0 Matics, Zach (Appalachian State) vs GEORGIA SOUTHERN (Oct 22, 2015) [4-4]
100.0 Y. Koo (Georgia Southern) vs TEXAS STATE (Oct 29, 2015) [4-4]
100.0 Rehkow, Austin (Idaho) at New Mexico State (Oct 31, 2015) [4-4]
100.0 Houston, J.D. (Arkansas State) at Appalachian State (Nov 05, 2015) [4-4]
100.0 Parker Davidson (New Mexico State) at Texas State (Nov 07, 2015) [4-4]
100.0 Rehkow, Austin (Idaho) at Auburn (Nov 21, 2015) [4-4]
100.0 Parker Davidson (New Mexico State) at UL Lafayette (Nov 21, 2015) [4-4]
100.0 Lutz, Wil (Georgia State) vs TROY (Nov 27, 2015) [4-4]
100.0 Parker Davidson (New Mexico State) vs ARKANSAS STATE (Nov 28, 2015) [4-4]
100.0 Matics, Zach (Appalachian State) vs UL LAFAYETTE (Nov 28, 2015) [4-4]
100.0 Kaba, Lumi (Texas State) at Idaho (Nov 28, 2015) [4-4]
100.0 Solomon, Jed (Troy) at NC State (Sep 05, 2015) [3-3]
100.0 Aleem Sunanon (South Alabama) vs GARDNER-WEBB (Sep 05, 2015) [3-3]
100.0 Lutz, Wil (Georgia State) vs LIBERTY (Oct 03, 2015) [3-3]
100.0 Aleem Sunanon (South Alabama) at Troy (Oct 03, 2015) [3-3]
100.0 Ford, Craig (UL Monroe) at Tulsa (Oct 10, 2015) [3-3]
100.0 Artigue, Stevie (UL Lafayette) at Arkansas State (Oct 20, 2015) [3-3]
100.0 Kaba, Lumi (Texas State) vs SOUTH ALABAMA (Oct 24, 2015) [3-3]
100.0 Rehkow, Austin (Idaho) vs UL MONROE (Oct 24, 2015) [3-3]
100.0 Ford, Craig (UL Monroe) at UL Lafayette (Oct 31, 2015) [3-3]
100.0 Matics, Zach (Appalachian State) vs ARKANSAS STATE (Nov 05, 2015) [3-3]
100.0 Lutz, Wil (Georgia State) vs UL LAFAYETTE (Nov 07, 2015) [3-3]
100.0 Kaba, Lumi (Texas State) vs NEW MEXICO STATE (Nov 07, 2015) [3-3]
100.0 Aleem Sunanon (South Alabama) vs UL LAFAYETTE (Nov 12, 2015) [3-3]
100.0 Ford, Craig (UL Monroe) vs ARKANSAS STATE (Nov 14, 2015) [3-3]
100.0 Lutz, Wil (Georgia State) vs SOUTH ALABAMA (Nov 21, 2015) [3-3]
100.0 Bird, Aaron (UL Lafayette) vs NEW MEXICO STATE (Nov 21, 2015) [3-3]
100.0 Solomon, Jed (Troy) at Georgia State (Nov 27, 2015) [3-3]
100.0 Rehkow, Austin (Idaho) vs OHIO (Sep 03, 2015) [2-2]
100.0 Lutz, Wil (Georgia State) vs CHARLOTTE (Sep 04, 2015) [2-2]
100.0 Artigue, Stevie (UL Lafayette) at Kentucky (Sep 05, 2015) [2-2]
100.0 Ford, Craig (UL Monroe) at Georgia (Sep 05, 2015) [2-2]
100.0 White, Drew (Arkansas State) vs MISSOURI (Sep 12, 2015) [2-2]
100.0 Sherman, James (Texas State) at Houston (Sep 26, 2015) [2-2]
100.0 Rehkow, Austin (Idaho) vs GEORGIA SOUTHERN (Sep 26, 2015) [2-2]
100.0 Artigue, Stevie (UL Lafayette) vs AKRON (Sep 26, 2015) [2-2]
100.0 Houston, J.D. (Arkansas State) vs IDAHO (Oct 03, 2015) [2-2]
100.0 Artigue, Stevie (UL Lafayette) at Louisiana Tech (Oct 03, 2015) [2-2]
100.0 Solomon, Jed (Troy) at Mississippi State (Oct 10, 2015) [2-2]
100.0 Ford, Craig (UL Monroe) vs APPALACHIAN STATE (Oct 17, 2015) [2-2]
100.0 Artigue, Stevie (UL Lafayette) at Georgia State (Nov 07, 2015) [2-2]
100.0 Ford, Craig (UL Monroe) at Troy (Nov 07, 2015) [2-2]

2015 Sun Belt Conference
Individual Game Highs Through games of Nov 29, 2015

	100.0	Rehkow, Austin (Idaho) vs APPALACHIAN STATE (Nov 14, 2015) [2-2]
	100.0	Y. Koo (Georgia Southern) at Georgia (Nov 21, 2015) [2-2]
	100.0	Aleem Sunanon (South Alabama) at Georgia Southern (Nov 28, 2015) [2-2]
	100.0	Ford, Craig (UL Monroe) at Hawai`i (Nov 28, 2015) [2-2]
Punts	12	Qualls, Chris (UL Monroe) at Alabama (Sep 26, 2015)
	12	Qualls, Chris (UL Monroe) vs ARKANSAS STATE (Nov 14, 2015)
Yards punted	469	Ferguson, Luke (Arkansas State) at UL Monroe (Nov 14, 2015) [11-469]
	418	Qualls, Chris (UL Monroe) vs ARKANSAS STATE (Nov 14, 2015) [12-418]
Longest punt	70	Torres, Anthony (New Mexico State) at Texas State (Nov 07, 2015)
	69	Kaba, Lumi (Texas State) vs SOUTH ALABAMA (Oct 24, 2015)
Punting avg	55.0	Lutz, Wil (Georgia State) at New Mexico State (Sep 12, 2015) [4-220]
	53.8	Torres, Anthony (New Mexico State) vs UTEP (Sep 19, 2015) [4-215]
Punt returns	5	Taylor, Blaise (Arkansas State) at UL Monroe (Nov 14, 2015)
	4	Gibbs, Latrell (Appalachian State) at Old Dominion (Sep 26, 2015)
	4	Taylor, Blaise (Arkansas State) at South Alabama (Oct 13, 2015)
	4	Beathard, Bobo (Appalachian State) vs GEORGIA SOUTHERN (Oct 22, 2015)
	4	Bowen, Joshua (New Mexico State) vs TROY (Oct 24, 2015)
	4	D. Keaton (Georgia Southern) vs SOUTH ALABAMA (Nov 28, 2015)
	4	Taylor, Blaise (Arkansas State) at New Mexico State (Nov 28, 2015)
Punt return yards	111	D. Keaton (Georgia Southern) vs SOUTH ALABAMA (Nov 28, 2015)
	111	Taylor, Blaise (Arkansas State) at New Mexico State (Nov 28, 2015)
Longest punt return	95	McDowell, B (Texas State) vs PVAM (Sep 12, 2015)
	73	Taylor, Blaise (Arkansas State) at New Mexico State (Nov 28, 2015)
Punt return TDs	1	Ruben, Teddy (Troy) vs CHARLESTON SOUTHERN (Sep 12, 2015)
	1	McDowell, B (Texas State) vs PVAM (Sep 12, 2015)
	1	K. Butler (Georgia Southern) at UL Monroe (Oct 03, 2015)
	1	Carter, Montrel (UL Lafayette) at Georgia State (Nov 07, 2015)
	1	Taylor, Blaise (Arkansas State) at New Mexico State (Nov 28, 2015)
Punt return avg	36.0	D. Keaton (Georgia Southern) vs TEXAS STATE (Oct 29, 2015) [2-72]
	33.7	McDowell, B (Texas State) vs PVAM (Sep 12, 2015) [3-101]
Kick returns	7	McKissic, J.D. (Arkansas State) at Toledo (09/26/15)
	7	Caldwell, Royce (New Mexico State) at UL Lafayette (Nov 21, 2015)
Kick return yards	211	McKissic, J.D. (Arkansas State) at Toledo (09/26/15)
	169	Phillips, K. (Georgia State) at Arkansas State (Oct 31, 2015)
Kick return avg	70.5	Xavier Johnson (South Alabama) vs IDAHO (Nov 07, 2015) [2-141]
	40.0	Xavier Johnson (South Alabama) at Georgia State (Nov 21, 2015) [3-120]
Longest kick return	100	Brazil, Jeryl (UL Lafayette) vs TEXAS STATE (Oct 10, 2015)
	100	Phillips, K. (Georgia State) at Arkansas State (Oct 31, 2015)
	100	Xavier Johnson (South Alabama) vs IDAHO (Nov 07, 2015)
Kick return TDs	1	McKissic, J.D. (Arkansas State) at Toledo (09/26/15)
	1	Brazil, Jeryl (UL Lafayette) vs TEXAS STATE (Oct 10, 2015)
	1	Smith, Brandon (Texas State) at UL Lafayette (Oct 10, 2015)
	1	Phillips, K. (Georgia State) at Arkansas State (Oct 31, 2015)
	1	Xavier Johnson (South Alabama) vs IDAHO (Nov 07, 2015)
Combined PR/KR yards	211	McKissic, J.D. (Arkansas State) at Toledo (09/26/15) [0pr-211kr]
	169	Phillips, K. (Georgia State) at Arkansas State (Oct 31, 2015) [0pr-169kr]
Interceptions	3	A. Glover (Georgia Southern) vs WESTERN MICHIGAN (Sep 12, 2015)
	2	Baker, Bobby (Georgia State) vs CHARLOTTE (Sep 04, 2015)
	2	Hayes, Rocky (Arkansas State) vs IDAHO (Oct 03, 2015)
	2	Kalen Jackson (South Alabama) at Troy (Oct 03, 2015)
	2	Boggs, Eric (Appalachian State) at UL Monroe (Oct 17, 2015)
	2	Farmer, L. (Troy) vs UL MONROE (Nov 07, 2015)
	2	Nwangwa, Jacob (New Mexico State) at Texas State (Nov 07, 2015)

2015 Sun Belt Conference
Individual Game Highs Through games of Nov 29, 2015

Interception return yds	2	Johnson, Steph (Texas State) vs GEORGIA STATE (Nov 14, 2015)
	91	Gibbs, Latrell (Appalachian State) vs WYOMING (Oct 03, 2015)
Interception return avg	85	Brown, Savion (UL Lafayette) at South Alabama (Nov 12, 2015)
	35.5	Farmer, L. (Troy) vs UL MONROE (Nov 07, 2015) [2-71]
Longest interception rtn	8.0	Boggs, Eric (Appalachian State) at UL Monroe (Oct 17, 2015) [2-16]
	91	Gibbs, Latrell (Appalachian State) vs WYOMING (Oct 03, 2015)
Interception return TDs	85	Brown, Savion (UL Lafayette) at South Alabama (Nov 12, 2015)
	1	Nwangwa, Jacob (New Mexico State) vs UTEP (Sep 19, 2015)
	1	Lain, Khari (Arkansas State) vs MISSOURI STATE (Sep 19, 2015)
	1	Gibbs, Latrell (Appalachian State) vs WYOMING (Oct 03, 2015)
	1	Edwards, Chris (Idaho) at Arkansas State (Oct 03, 2015)
	1	Williams, J (UL Monroe) vs GEORGIA SOUTHERN (Oct 03, 2015)
	1	Clifton, Justin (Arkansas State) at South Alabama (Oct 13, 2015)
	1	Gibbs, Latrell (Appalachian State) at Georgia State (Oct 10, 2015)
	1	Brown, Cody (Arkansas State) vs UL LAFAYETTE (Oct 20, 2015)
	1	Blair, Ronald (Appalachian State) vs TROY (Oct 31, 2015)
	1	Sullivan, C. (Georgia State) at Arkansas State (Oct 31, 2015)
	1	Farmer, L. (Troy) vs UL MONROE (Nov 07, 2015)
	1	Brown, Savion (UL Lafayette) at South Alabama (Nov 12, 2015)
	1	Hunter, Money (Arkansas State) at UL Monroe (Nov 14, 2015)
	1	Heath, Q. (Arkansas State) at New Mexico State (Nov 28, 2015)
All-purpose yards	292	Rose III, Larry (New Mexico State) at Texas State (Nov 07, 2015)
	289	Xavier Johnson (South Alabama) vs IDAHO (Nov 07, 2015)
Tackles	20.0	Blake Dees (South Alabama) vs IDAHO (Nov 07, 2015) [10-10]
	18.0	Kissinger, H (UL Monroe) vs APPALACHIAN STATE (Oct 17, 2015) [10-8]
Sacks	3.0	Boggs, Eric (Appalachian State) vs UL LAFAYETTE (Nov 28, 2015) [3-0]
	2.5	Chambers, T. (Arkansas State) at USC (Sep 05, 2015) [2-1]
Tackles for loss	5.0	Tovell, D. (UL Lafayette) at Kentucky (Sep 05, 2015) [5-0]
	4.0	McGee, Alonzo (Georgia State) vs CHARLOTTE (Sep 04, 2015) [4-0]
	4.0	Banogu, Ben (UL Monroe) at Tulsa (Oct 10, 2015) [3-2]
	4.0	Washington, D. (UL Lafayette) at South Alabama (Nov 12, 2015) [4-0]

2015 Sun Belt Conference
Individual Stellar Games Through games of Nov 29, 2015

200-Yard Rushing Performances

- 260 Rose III, Larry (New Mexico State) at New Mexico (Oct 03, 2015)
- 248 Lowe, Robert (Texas State) vs SOUTH ALABAMA (Oct 24, 2015)
- 244 Moore, Jalin (Appalachian State) at Idaho (Nov 14, 2015)
- 221 Gordon, Michael (Arkansas State) vs IDAHO (Oct 03, 2015)
- 212 Rose III, Larry (New Mexico State) vs IDAHO (Oct 31, 2015)
- 207 Rose III, Larry (New Mexico State) at Texas State (Nov 07, 2015)
- 205 M. Breida (Georgia Southern) vs TEXAS STATE (Oct 29, 2015)
- 201 Nixon, Jalen (UL Lafayette) at Arkansas State (Oct 20, 2015)

100-Yard Rushing Performances

- 260 Rose III, Larry (New Mexico State) at New Mexico (Oct 03, 2015)
- 248 Lowe, Robert (Texas State) vs SOUTH ALABAMA (Oct 24, 2015)
- 244 Moore, Jalin (Appalachian State) at Idaho (Nov 14, 2015)
- 221 Gordon, Michael (Arkansas State) vs IDAHO (Oct 03, 2015)
- 212 Rose III, Larry (New Mexico State) vs IDAHO (Oct 31, 2015)
- 207 Rose III, Larry (New Mexico State) at Texas State (Nov 07, 2015)
- 205 M. Breida (Georgia Southern) vs TEXAS STATE (Oct 29, 2015)
- 201 Nixon, Jalen (UL Lafayette) at Arkansas State (Oct 20, 2015)
- 192 Penny, Elijah (Idaho) at New Mexico State (Oct 31, 2015)
- 191 Rose III, Larry (New Mexico State) at UL Lafayette (Nov 21, 2015)
- 187 M. Breida (Georgia Southern) vs SOUTH ALABAMA (Nov 28, 2015)
- 186 Rose III, Larry (New Mexico State) vs UTEP (Sep 19, 2015)
- 184 Penny, Elijah (Idaho) vs UL MONROE (Oct 24, 2015)
- 180 Rose III, Larry (New Mexico State) vs TROY (Oct 24, 2015)
- 179 M. Breida (Georgia Southern) at Idaho (Sep 26, 2015)
- 178 Cox, Marcus (Appalachian State) vs WYOMING (Oct 03, 2015)
- 176 M. Breida (Georgia Southern) vs WESTERN MICHIGAN (Sep 12, 2015)
- 170 McGuire, Elijah (UL Lafayette) vs TEXAS STATE (Oct 10, 2015)
- 170 Siudzinski, T (Texas State) at Idaho (Nov 28, 2015)
- 164 M. Breida (Georgia Southern) vs THE CITADEL (Sep 19, 2015)
- 162 McGuire, Elijah (UL Lafayette) vs NORTHWESTERN STATE (Sep 12, 2015)
- 160 Jones, Tyler (Texas State) vs USM (Sep 19, 2015)
- 159 McGuire, Elijah (UL Lafayette) vs NEW MEXICO STATE (Nov 21, 2015)
- 158 W. Fields (Georgia Southern) vs TEXAS STATE (Oct 29, 2015)
- 149 M. Breida (Georgia Southern) at UL Monroe (Oct 03, 2015)
- 149 Lockett, Ben (UL Monroe) vs ARKANSAS STATE (Nov 14, 2015)
- 149 Penny, Elijah (Idaho) vs TEXAS STATE (Nov 28, 2015)
- 148 Xavier Johnson (South Alabama) vs IDAHO (Nov 07, 2015)
- 142 Xavier Johnson (South Alabama) at San Diego State (Sep 19, 2015)
- 141 Gordon, Michael (Arkansas State) at Appalachian State (Nov 05, 2015)
- 140 Cox, Marcus (Appalachian State) vs TROY (Oct 31, 2015)
- 137 M. Breida (Georgia Southern) vs NEW MEXICO STATE (Oct 17, 2015)
- 135 Penny, Elijah (Idaho) at South Alabama (Nov 07, 2015)
- 134 K. Ellison (Georgia Southern) at Idaho (Sep 26, 2015)
- 133 Burks, Brandon (Troy) at New Mexico State (Oct 24, 2015)
- 124 Burks, Brandon (Troy) at NC State (Sep 05, 2015)
- 122 Cox, Marcus (Appalachian State) at UL Monroe (Oct 17, 2015)
- 121 Xavier Johnson (South Alabama) vs GARDNER-WEBB (Sep 05, 2015)
- 119 Wand, Warren (Arkansas State) vs GEORGIA STATE (Oct 31, 2015)

2015 Sun Belt Conference
Individual Stellar Games Through games of Nov 29, 2015

- 118 Xavier Johnson (South Alabama) vs UL LAFAYETTE (Nov 12, 2015)
- 110 Pierce, Torrey (UL Lafayette) at Kentucky (Sep 05, 2015)
- 107 Cox, Marcus (Appalachian State) at Old Dominion (Sep 26, 2015)
- 107 Burks, Brandon (Troy) vs UL MONROE (Nov 07, 2015)
- 106 Rose III, Larry (New Mexico State) vs ARKANSAS STATE (Nov 28, 2015)
- 105 Cox, Marcus (Appalachian State) vs HOWARD (Sep 05, 2015)
- 104 Lowe, Robert (Texas State) vs PVAM (Sep 12, 2015)
- 104 K. Ellison (Georgia Southern) vs NEW MEXICO STATE (Oct 17, 2015)
- 104 Moore, Jalin (Appalachian State) vs UL LAFAYETTE (Nov 28, 2015)
- 103 F. Upshaw (Georgia Southern) vs WESTERN MICHIGAN (Sep 12, 2015)
- 103 Cox, Marcus (Appalachian State) at Clemson (Sep 12, 2015)
- 103 Lamb, Taylor (Appalachian State) at UL Monroe (Oct 17, 2015)

Number of 100-Yard Rushing Performances

- M. Breida, Georgia Southern - 7
- Rose III, Larry, New Mexico State - 7
- Cox, Marcus, Appalachian State - 6
- Xavier Johnson, South Alabama - 4
- Penny, Elijah, Idaho - 4
- Burks, Brandon, Troy - 3
- McGuire, Elijah, UL Lafayette - 3
- K. Ellison, Georgia Southern - 2
- Gordon, Michael, Arkansas State - 2
- Lowe, Robert, Texas State - 2
- Moore, Jalin, Appalachian State - 2
- W. Fields, Georgia Southern - 1
- Jones, Tyler, Texas State - 1
- Lamb, Taylor, Appalachian State - 1
- Lockett, Ben, UL Monroe - 1
- Nixon, Jalen, UL Lafayette - 1
- Pierce, Torrey, UL Lafayette - 1
- Siudzinski, T, Texas State - 1
- F. Upshaw, Georgia Southern - 1
- Wand, Warren, Arkansas State - 1

500-Yard Passing Performances

None

400-Yard Passing Performances

- 471 Arbuckle, Nick (Georgia State) at Texas State (Nov 14, 2015)
- 445 Rogers, Tyler (New Mexico State) vs GEORGIA STATE (Sep 12, 2015)
- 412 Arbuckle, Nick (Georgia State) at Ball State (Oct 17, 2015)

300-Yard Passing Performances

- 471 Arbuckle, Nick (Georgia State) at Texas State (Nov 14, 2015)
- 445 Rogers, Tyler (New Mexico State) vs GEORGIA STATE (Sep 12, 2015)
- 412 Arbuckle, Nick (Georgia State) at Ball State (Oct 17, 2015)
- 394 Arbuckle, Nick (Georgia State) vs LIBERTY (Oct 03, 2015)

2015 Sun Belt Conference
Individual Stellar Games Through games of Nov 29, 2015

- 390 Arbuckle, Nick (Georgia State) at Arkansas State (Oct 31, 2015)
- 372 Arbuckle, Nick (Georgia State) at New Mexico State (Sep 12, 2015)
- 370 Smith, Garrett (UL Monroe) vs NICHOLLS STATE (Sep 12, 2015)
- 368 Arbuckle, Nick (Georgia State) vs TROY (Nov 27, 2015)
- 367 Knighten, Fredi (Arkansas State) at New Mexico State (Nov 28, 2015)
- 334 Linehan, Matt (Idaho) vs WOF (Sep 19, 2015)
- 326 Silvers, B. (Troy) vs UL MONROE (Nov 07, 2015)
- 321 Lamb, Taylor (Appalachian State) vs ARKANSAS STATE (Nov 05, 2015)
- 318 Arbuckle, Nick (Georgia State) at Oregon (09/19/15)
- 317 Linehan, Matt (Idaho) at South Alabama (Nov 07, 2015)
- 315 Linehan, Matt (Idaho) vs UL MONROE (Oct 24, 2015)
- 314 Lamb, Taylor (Appalachian State) at Georgia State (Oct 10, 2015)
- 313 Arbuckle, Nick (Georgia State) vs UL LAFAYETTE (Nov 07, 2015)
- 312 Jones, Tyler (Texas State) at Idaho (Nov 28, 2015)
- 311 Arbuckle, Nick (Georgia State) vs SOUTH ALABAMA (Nov 21, 2015)
- 310 Jones, Tyler (Texas State) vs USM (Sep 19, 2015)
- 309 Linehan, Matt (Idaho) vs TEXAS STATE (Nov 28, 2015)
- 307 Linehan, Matt (Idaho) at New Mexico State (Oct 31, 2015)
- 300 Allen, Andrew (New Mexico State) vs IDAHO (Oct 31, 2015)
- 300 Knighten, Fredi (Arkansas State) at UL Monroe (Nov 14, 2015)

Number of 300-Yard Passing Performances

- Arbuckle, Nick, Georgia State - 9
- Linehan, Matt, Idaho - 5
- Jones, Tyler, Texas State - 2
- Knighten, Fredi, Arkansas State - 2
- Lamb, Taylor, Appalachian State - 2
- Allen, Andrew, New Mexico State - 1
- Rogers, Tyler, New Mexico State - 1
- Silvers, B., Troy - 1
- Smith, Garrett, UL Monroe - 1

200-Yard Receiving Performances

- 206 Taylor, Tyrain (New Mexico State) vs GEORGIA STATE (Sep 12, 2015)

100-Yard Receiving Performances

- 206 Taylor, Tyrain (New Mexico State) vs GEORGIA STATE (Sep 12, 2015)
- 188 Robinson, Jamal (UL Lafayette) at South Alabama (Nov 12, 2015)
- 183 Robinson, Jamal (UL Lafayette) vs NEW MEXICO STATE (Nov 21, 2015)
- 179 Harden, Donovan (Georgia State) vs LIBERTY (Oct 03, 2015)
- 177 Davis, Robert (Georgia State) at Texas State (Nov 14, 2015)
- 166 Holley, Ajalen (UL Monroe) vs GEORGIA SOUTHERN (Oct 03, 2015)
- 165 Epps, Dezmon (Idaho) vs GEORGIA SOUTHERN (Sep 26, 2015)
- 164 Gerald Everett (South Alabama) at San Diego State (Sep 19, 2015)
- 161 Hightower, C (Idaho) at Auburn (Nov 21, 2015)
- 160 Epps, Dezmon (Idaho) vs OHIO (Sep 03, 2015)
- 155 Holley, Ajalen (UL Monroe) vs NICHOLLS STATE (Sep 12, 2015)
- 155 Houston, Tres (Arkansas State) at New Mexico State (Nov 28, 2015)
- 154 Rucker, Keith (Georgia State) vs TROY (Nov 27, 2015)

2015 Sun Belt Conference
Individual Stellar Games Through games of Nov 29, 2015

153 Ceaser, Rashon (UL Monroe) at Georgia (Sep 05, 2015)
151 Morgan, T (New Mexico State) vs UTEP (Sep 19, 2015)
150 Hart, Penny (Georgia State) at New Mexico State (Sep 12, 2015)
149 Green, Marcus (UL Monroe) at Troy (Nov 07, 2015)
147 Josh Magee (South Alabama) at Nebraska (Sep 12, 2015)
139 Epps, Dezmon (Idaho) vs WOF (Sep 19, 2015)
134 McGuire, Elijah (UL Lafayette) at Arkansas State (Oct 20, 2015)
131 Epps, Dezmon (Idaho) at Troy (Oct 17, 2015)
128 Hart, Penny (Georgia State) at Oregon (09/19/15)
128 Hart, Penny (Georgia State) at Arkansas State (Oct 31, 2015)
128 Hightower, C (Idaho) vs TEXAS STATE (Nov 28, 2015)
125 Davis, Robert (Georgia State) at Ball State (Oct 17, 2015)
124 Watson, Deon (Idaho) vs TEXAS STATE (Nov 28, 2015)
118 Josh Magee (South Alabama) at Troy (Oct 03, 2015)
118 Cowan, Trent (Idaho) at Auburn (Nov 21, 2015)
117 Paschal, Dijon (Arkansas State) at Appalachian State (Nov 05, 2015)
115 Hightower, C (Idaho) at New Mexico State (Oct 31, 2015)
115 Paschal, Dijon (Arkansas State) at New Mexico State (Nov 28, 2015)
115 Smith, Brandon (Texas State) at Idaho (Nov 28, 2015)
113 Holley, Ajalen (UL Monroe) at Tulsa (Oct 10, 2015)
113 Hart, Penny (Georgia State) at Texas State (Nov 14, 2015)
110 Bergstrom, J (New Mexico State) vs ARKANSAS STATE (Nov 28, 2015)
109 Ruben, Teddy (Troy) vs IDAHO (Oct 17, 2015)
109 Ruben, Teddy (Troy) at New Mexico State (Oct 24, 2015)
109 Watson, Deon (Idaho) at South Alabama (Nov 07, 2015)
107 Cowan, Trent (Idaho) vs WOF (Sep 19, 2015)
106 Bowen, Joshua (New Mexico State) vs IDAHO (Oct 31, 2015)
103 Riles, Al (UL Lafayette) at Georgia State (Nov 07, 2015)
103 Green, Marcus (UL Monroe) at Hawai`i (Nov 28, 2015)
102 Jones, Malachi (Appalachian State) at Georgia State (Oct 10, 2015)
100 Paschal, Dijon (Arkansas State) at UL Monroe (Nov 14, 2015)

Number of 100-Yard Receiving Performances

Epps, Dezmon, Idaho - 4
Hart, Penny, Georgia State - 4
Hightower, C, Idaho - 3
Holley, Ajalen, UL Monroe - 3
Paschal, Dijon, Arkansas State - 3
Cowan, Trent, Idaho - 2
Davis, Robert, Georgia State - 2
Green, Marcus, UL Monroe - 2
Josh Magee, South Alabama - 2
Robinson, Jamal, UL Lafayette - 2
Ruben, Teddy, Troy - 2
Watson, Deon, Idaho - 2
Bergstrom, J, New Mexico State - 1
Bowen, Joshua, New Mexico State - 1
Ceaser, Rashon, UL Monroe - 1
Gerald Everett, South Alabama - 1
Harden, Donovan, Georgia State - 1
Houston, Tres, Arkansas State - 1

2015 Sun Belt Conference
Individual Stellar Games Through games of Nov 29, 2015

Jones, Malachi, Appalachian State - 1
McGuire, Elijah, UL Lafayette - 1
Morgan, T, New Mexico State - 1
Riles, Al, UL Lafayette - 1
Rucker, Keith, Georgia State - 1
Smith, Brandon, Texas State - 1
Taylor, Tyrain, New Mexico State - 1

2015 Sun Belt Conference
Team Statistics Through games of Nov 29, 2015
(Conference games)

SCORING OFFENSE										RUSHING DEFENSE							
	G	TD	FG	XPT	2XP	DXP	Saf	Pts	Avg/G		G	Att.	Yards	Avg/A	Long	TD	Avg/G
1. Arkansas State	7	44	9	41	1	0	0	334	47.7	1. Georgia Southern	7	221	790	3.6	25	3	112.9
2. Georgia Southern	7	39	10	37	0	0	0	301	43.0	2. Arkansas State	7	226	913	4.0	85	10	130.4
3. Appalachian State	7	35	9	34	0	0	1	273	39.0	3. Appalachian State	7	259	953	3.7	73	9	136.1
4. Idaho	8	29	16	28	1	0	0	252	31.5	4. Georgia State	7	248	1133	4.6	60	8	161.9
5. New Mexico State	7	30	4	24	0	0	0	216	30.9	5. ULLafayette	7	296	1307	4.4	54	9	186.7
6. Troy	7	25	11	24	1	0	0	209	29.9	6. Troy	7	337	1352	4.0	43	10	193.1
7. ULLafayette	7	25	8	19	1	0	0	195	27.9	7. South Alabama	7	288	1446	5.0	75	21	206.6
8. Georgia State	7	24	7	23	0	0	0	188	26.9	8. UL Monroe	7	353	1614	4.6	78	15	230.6
9. South Alabama	7	23	7	21	2	0	0	184	26.3	9. New Mexico State	7	298	1686	5.7	92	20	240.9
10. Texas State	7	21	7	16	0	0	0	163	23.3	10. Texas State	7	318	1762	5.5	64	15	251.7
11. UL Monroe	7	15	5	15	0	0	0	120	17.1	11. Idaho	8	347	2167	6.2	83	23	270.9
SCORING DEFENSE										PASS OFFENSE							
	G	TD	FG	XPT	2XP	DXP	Saf	Pts	Avg/G		G	Comp-Att-Int	Pct.	Yds	Avg/A	TD	Avg/G
1. Appalachian State	7	16	9	15	0	0	0	138	19.7	1. Georgia State	7	178-284-6	62.7	2390	8.4	14	341.4
2. Georgia Southern	7	18	8	16	0	0	0	148	21.1	2. New Mexico State	7	154-294-6	52.4	2058	7.0	20	294.0
3. Troy	7	22	10	22	0	0	0	184	26.3	3. Idaho	8	179-298-9	60.1	2148	7.2	13	268.5
4. Georgia State	7	24	9	19	0	0	0	190	27.1	4. Troy	7	151-269-9	56.1	1818	6.8	14	259.7
5. Arkansas State	7	29	1	26	0	0	0	203	29.0	5. Appalachian State	7	107-164-3	65.2	1614	9.8	19	230.6
6. ULLafayette	7	27	6	24	1	0	0	206	29.4	6. Arkansas State	7	108-192-5	56.2	1535	8.0	16	219.3
7. Texas State	7	27	9	26	1	0	0	217	31.0	7. ULLafayette	7	133-224-5	59.4	1521	6.8	10	217.3
8. South Alabama	7	33	8	26	2	0	0	252	36.0	8. Texas State	7	124-239-8	51.9	1412	5.9	8	201.7
9. Idaho	8	39	11	38	0	0	1	307	38.4	9. UL Monroe	7	124-249-13	49.8	1319	5.3	12	188.4
10. UL Monroe	7	37	12	33	1	0	0	293	41.9	10. South Alabama	7	95-184-8	51.6	1263	6.9	9	180.4
11. New Mexico State	7	38	10	37	1	0	0	297	42.4	11. Georgia Southern	7	30-67-4	44.8	493	7.4	3	70.4
TOTAL OFFENSE										PASS DEFENSE							
	G	Rush	Pass	Plays	Yards	Avg/P	TD	Avg/G		G	Comp-Att-Int	Pct.	Yds	Avg/A	TD	Avg/G	
1. New Mexico State	7	1349	2058	553	3407	6.2	28	486.7	1. Georgia Southern	7	107-204-11	52.5	1290	6.3	11	184.3	
2. Georgia Southern	7	2908	493	472	3401	7.2	37	485.9	2. South Alabama	7	117-200-6	58.5	1321	6.6	8	188.7	
3. Appalachian State	7	1781	1614	493	3395	6.9	33	485.0	3. Appalachian State	7	128-217-7	59.0	1386	6.4	6	198.0	
4. Arkansas State	7	1856	1535	550	3391	6.2	37	484.4	4. Idaho	8	131-235-6	55.7	1601	6.8	14	200.1	
5. Georgia State	7	844	2390	526	3234	6.1	22	462.0	5. Troy	7	117-208-5	56.2	1472	7.1	10	210.3	
6. Idaho	8	1274	2148	615	3422	5.6	28	427.8	6. UL Monroe	7	97-179-2	54.2	1568	8.8	18	224.0	
7. Troy	7	865	1818	486	2683	5.5	21	383.3	7. ULLafayette	7	109-221-3	49.3	1605	7.3	16	229.3	
8. Texas State	7	1266	1412	514	2678	5.2	19	382.6	8. Texas State	7	125-207-3	60.4	1625	7.9	11	232.1	
9. ULLafayette	7	1092	1521	491	2613	5.3	22	373.3	9. Georgia State	7	155-271-9	57.2	1830	6.8	13	261.4	
10. South Alabama	7	1185	1263	481	2448	5.1	20	349.7	10. Arkansas State	7	141-270-17	52.2	1854	6.9	16	264.9	
11. UL Monroe	7	703	1319	474	2022	4.3	14	288.9	11. New Mexico State	7	156-252-7	61.9	2019	8.0	15	288.4	
TOTAL DEFENSE										PASS EFFICIENCY							
	G	Rush	Pass	Plays	Yards	Avg/P	TD	Avg/G		G	Comp-Att-Int	Pct.	Yds	Avg/G	TD	Effic.	
1. Georgia Southern	7	790	1290	425	2080	4.9	14	297.1	1. Appalachian State	7	107-164-3	65.2	1614	230.6	19	182.5	
2. Appalachian State	7	953	1386	476	2339	4.9	15	334.1	2. Arkansas State	7	108-192-5	56.2	1535	219.3	16	145.7	
3. Arkansas State	7	913	1854	496	2767	5.6	26	395.3	3. Georgia State	7	178-284-6	62.7	2390	341.4	14	145.4	
South Alabama	7	1446	1321	488	2767	5.7	29	395.3	4. New Mexico State	7	154-294-6	52.4	2058	294.0	20	129.5	
5. Troy	7	1352	1472	545	2824	5.2	20	403.4	5. Idaho	8	179-298-9	60.1	2148	268.5	13	129.0	
6. ULLafayette	7	1307	1605	517	2912	5.6	25	416.0	6. ULLafayette	7	133-224-5	59.4	1521	217.3	10	126.7	
7. Georgia State	7	1133	1830	519	2963	5.7	21	423.3	7. Troy	7	151-269-9	56.1	1818	259.7	14	123.4	
8. UL Monroe	7	1614	1568	532	3182	6.0	33	454.6	8. South Alabama	7	95-184-8	51.6	1263	180.4	9	116.7	
9. Idaho	8	2167	1601	582	3768	6.5	37	471.0	9. Georgia Southern	7	30-67-4	44.8	493	70.4	3	109.4	
10. Texas State	7	1762	1625	525	3387	6.5	26	483.9	10. Texas State	7	124-239-8	51.9	1412	201.7	8	105.9	
11. New Mexico State	7	1686	2019	550	3705	6.7	35	529.3	11. UL Monroe	7	124-249-13	49.8	1319	188.4	12	99.8	
RUSHING OFFENSE										PASS DEFENSE EFFIC.							
	G	Att.	Yards	Avg/A	Long	TD	Avg/G		G	Comp-Att-Int	Pct.	Yds	Avg/G	TD	Effic.		
1. Georgia Southern	7	405	2908	7.2	83	34	415.4	1. Georgia Southern	7	107-204-11	52.5	1290	184.3	11	112.6		
2. Arkansas State	7	358	1856	5.2	73	21	265.1	2. Appalachian State	7	128-217-7	59.0	1386	198.0	6	115.3		
3. Appalachian State	7	329	1781	5.4	78	14	254.4	3. Arkansas State	7	141-270-17	52.2	1854	264.9	16	116.9		
4. New Mexico State	7	259	1349	5.2	54	8	192.7	4. South Alabama	7	117-200-6	58.5	1321	188.7	8	121.2		
5. Texas State	7	275	1266	4.6	62	11	180.9	5. Georgia State	7	155-271-9	57.2	1830	261.4	13	123.1		
6. South Alabama	7	297	1185	4.0	61	11	169.3	6. Troy	7	117-208-5	56.2	1472	210.3	10	126.8		
7. Idaho	8	317	1274	4.0	68	15	159.2	7. Idaho	8	131-235-6	55.7	1601	200.1	14	127.5		
8. ULLafayette	7	267	1092	4.1	75	12	156.0	8. ULLafayette	7	109-221-3	49.3	1605	229.3	16	131.5		
9. Troy	7	217	865	4.0	92	7	123.6	9. Texas State	7	125-207-3	60.4	1625	232.1	11	141.0		
10. Georgia State	7	242	844	3.5	39	8	120.6	10. New Mexico State	7	156-252-7	61.9	2019	288.4	15	143.3		
11. UL Monroe	7	225	703	3.1	85	2	100.4	11. UL Monroe	7	97-179-2	54.2	1568	224.0	18	158.7		

2015 Sun Belt Conference
Team Statistics Through games of Nov 29, 2015
(Conference games)

KICKOFF RETURNS							FIELD GOALS				
G	No.	Yards	TD	Long	Avg.	G	Made	Att	Pct.		
1. South Alabama	7	22	558	1	100	25.4	1. Appalachian State	7	9	10	.900
2. Georgia Southern	7	21	521	0	42	24.8	2. Georgia Southern	7	10	12	.833
3. Georgia State	7	20	475	1	100	23.8	UL Monroe	7	5	6	.833
4. Arkansas State	7	18	397	0	36	22.1	4. Arkansas State	7	9	11	.818
5. Texas State	7	19	403	1	95	21.2	5. Idaho	8	16	20	.800
6. ULLafayette	7	16	326	1	100	20.4	6. South Alabama	7	7	9	.778
7. Appalachian State	7	17	329	0	30	19.4	7. Troy	7	11	15	.733
8. UL Monroe	7	23	408	0	55	17.7	8. Texas State	7	7	11	.636
9. Troy	7	14	241	0	25	17.2	9. Georgia State	7	7	12	.583
10. Idaho	8	24	397	0	40	16.5	10. ULLafayette	7	8	15	.533
11. New Mexico State	7	19	306	0	47	16.1	11. New Mexico State	7	4	8	.500

PUNT RETURN AVG							PAT KICKING				
G	No.	Yards	TD	Long	Avg.	G	Made	Att	Pct.		
1. Georgia Southern	7	14	288	1	72	20.6	1. Appalachian State	7	34	34	1.000
2. ULLafayette	7	19	235	1	42	12.4	Idaho	8	28	28	1.000
3. Troy	7	12	146	0	33	12.2	Troy	7	24	24	1.000
4. Arkansas State	7	24	289	1	73	12.0	South Alabama	7	21	21	1.000
5. South Alabama	7	9	75	0	22	8.3	UL Monroe	7	15	15	1.000
6. New Mexico State	7	13	77	0	21	5.9	6. Georgia Southern	7	37	38	.974
7. Appalachian State	7	10	54	0	36	5.4	7. Georgia State	7	23	24	.958
8. Texas State	7	10	53	0	17	5.3	8. Arkansas State	7	41	43	.953
9. Georgia State	7	7	37	0	15	5.3	9. ULLafayette	7	19	20	.950
10. Idaho	8	10	21	0	13	2.1	10. New Mexico State	7	24	27	.889
11. UL Monroe	7	6	-2	0	2	-0.3	11. Texas State	7	16	19	.842

INTERCEPTIONS							SACKSBY				
G	No.	Yards	TD	Long	Avg.	G	No.	Yards	Avg/G		
1. Arkansas State	7	17	286	4	66	16.8	1. Arkansas State	7	20	124	2.86
2. Georgia Southern	7	11	96	0	36	8.7	2. Troy	7	19	98	2.71
3. Georgia State	7	9	81	1	27	9.0	Appalachian State	7	19	116	2.71
4. Appalachian State	7	7	130	2	47	18.6	4. ULLafayette	7	15	72	2.14
5. New Mexico State	7	7	35	0	37	5.0	5. Georgia Southern	7	13	65	1.86
6. South Alabama	7	6	21	0	11	3.5	6. Idaho	8	11	59	1.38
7. Idaho	8	6	45	1	20	7.5	7. New Mexico State	7	9	45	1.29
8. Troy	7	5	89	1	55	17.8	UL Monroe	7	9	70	1.29
9. Texas State	7	3	73	0	73	24.3	9. Georgia State	7	7	57	1.00
10. ULLafayette	7	3	101	1	85	33.7	South Alabama	7	7	62	1.00
11. UL Monroe	7	2	82	1	56	41.0	Texas State	7	7	55	1.00

PUNTING								SACKS AGAINST					
G	No.	Yards	Avg/P	Ret.	Avg/R	TB	Net/P	G	No.	Yards	Avg/G		
1. Arkansas State	7	42	1795	42.7	2	0.0	4	40.8	1. Georgia Southern	7	2	13	0.29
2. Appalachian State	7	27	1241	46.0	77	2.9	4	40.1	2. Appalachian State	7	6	31	0.86
3. Texas State	7	42	1917	45.6	152	3.6	4	40.1	3. Troy	7	7	29	1.00
4. ULLafayette	7	38	1585	41.7	47	1.2	4	38.4	4. Texas State	7	9	50	1.29
5. Troy	7	33	1429	43.3	85	2.6	4	38.3	5. ULLafayette	7	11	80	1.57
6. Idaho	8	35	1543	44.1	170	4.9	2	38.1	6. New Mexico State	7	13	76	1.86
7. Georgia State	7	36	1528	42.4	150	4.2	4	36.1	Arkansas State	7	13	123	1.86
8. Georgia Southern	7	15	571	38.1	20	1.3	1	35.4	8. Georgia State	7	16	99	2.29
9. South Alabama	7	46	1898	41.3	244	5.3	4	34.2	9. Idaho	8	18	113	2.25
10. New Mexico State	7	40	1588	39.7	193	4.8	2	33.9	UL Monroe	7	18	74	2.57
11. UL Monroe	7	46	1607	34.9	133	2.9	2	31.2	11. South Alabama	7	23	135	3.29

KICKOFF COVERAGE								FIRST DOWNS						
G	No.	Yards	Avg.	Ret.	TB	NetAvg	G	Rush	Pass	Pen	Total	Avg/G		
1. Arkansas State	7	60	3745	62.4	571	28	41.2	1. Idaho	8	70	94	20	184	23.0
2. New Mexico State	7	40	2535	63.4	298	24	40.9	2. Arkansas State	7	93	63	13	169	24.1
3. Georgia Southern	7	56	3454	61.7	257	37	40.6	3. Appalachian State	7	84	69	10	163	23.3
4. Troy	7	38	2332	61.4	195	25	39.8	4. New Mexico State	7	68	79	15	162	23.1
5. Appalachian State	7	47	2981	63.4	361	30	39.8	5. Georgia State	7	42	100	12	154	22.0
6. UL Monroe	7	26	1508	58.0	384	4	39.4	6. Georgia Southern	7	126	20	7	153	21.9
7. Idaho	8	51	3085	60.5	436	27	38.7	7. ULLafayette	7	63	67	11	141	20.1
8. Georgia State	7	36	2286	63.5	330	24	37.7	8. Texas State	7	69	62	8	139	19.9
9. South Alabama	7	37	2108	57.0	566	6	37.6	Troy	7	42	86	11	139	19.9
10. ULLafayette	7	39	2185	56.0	633	4	37.2	10. South Alabama	7	67	49	12	128	18.3
11. Texas State	7	34	2157	63.4	330	23	36.8	11. UL Monroe	7	34	62	11	107	15.3

2015 Sun Belt Conference
Team Statistics Through games of Nov 29, 2015
(Conference games)

OPPONENT 1ST DOWNS	G	Rush	Pass	Pen	Total	Avg/G
1. Georgia Southern	7	43	57	10	110	15.7
2. Arkansas State	7	37	68	17	122	17.4
3. Appalachian State	7	60	64	7	131	18.7
4. South Alabama	7	64	64	11	139	19.9
5. Troy	7	76	62	13	151	21.6
UL Monroe	7	86	57	8	151	21.6
7. ULLafayette	7	68	70	14	152	21.7
8. Texas State	7	80	66	11	157	22.4
9. Georgia State	7	65	80	19	164	23.4
10. New Mexico State	7	79	88	11	178	25.4
11. Idaho	8	100	75	9	184	23.0

PENALTIES	G	No.	Yards	Avg/G
1. Idaho	8	39	357	44.6
2. UL Monroe	7	44	329	47.0
3. New Mexico State	7	42	367	52.4
4. Appalachian State	7	42	392	56.0
5. Texas State	7	45	396	56.6
6. Troy	7	48	401	57.3
7. Georgia Southern	7	43	426	60.9
8. ULLafayette	7	45	446	63.7
9. South Alabama	7	53	459	65.6
10. Georgia State	7	52	463	66.1
11. Arkansas State	7	59	561	80.1

3RD-DOWN CONVERSIONS	G	Conv.	Att.	Pct.
1. Georgia State	7	55	110	50.0
2. Appalachian State	7	45	95	47.4
3. Idaho	8	53	119	44.5
4. Georgia Southern	7	37	90	41.1
5. New Mexico State	7	48	119	40.3
6. Troy	7	37	101	36.6
7. Arkansas State	7	38	104	36.5
8. Texas State	7	39	107	36.4
9. ULLafayette	7	36	104	34.6
10. South Alabama	7	34	104	32.7
11. UL Monroe	7	26	108	24.1

OPPONENT PENALTIES	G	No.	Yards	Avg/G
1. South Alabama	7	54	519	74.1
2. Georgia State	7	60	507	72.4
3. UL Monroe	7	51	482	68.9
4. Troy	7	50	477	68.1
5. Arkansas State	7	52	455	65.0
6. New Mexico State	7	46	445	63.6
7. Idaho	8	56	507	63.4
8. ULLafayette	7	36	332	47.4
9. Texas State	7	40	322	46.0
10. Appalachian State	7	36	298	42.6
11. Georgia Southern	7	31	253	36.1

OPP 3RD-DN CONVERT	G	Conv.	Att.	Pct.
1. Arkansas State	7	35	108	32.4
2. Georgia Southern	7	30	90	33.3
3. UL Monroe	7	39	110	35.5
4. Georgia State	7	39	106	36.8
5. Troy	7	43	116	37.1
6. Appalachian State	7	40	106	37.7
7. Idaho	8	43	108	39.8
8. New Mexico State	7	41	100	41.0
9. ULLafayette	7	45	109	41.3
10. Texas State	7	47	106	44.3
11. South Alabama	7	46	102	45.1

TIME OF POSSESSION	G	Total possession	Avg/G
1. Georgia Southern	7	246:43	35:14
2. Appalachian State	7	226:40	32:22
3. Arkansas State	7	224:41	32:05
4. Georgia State	7	219:23	31:20
5. ULLafayette	7	216:20	30:54
6. Idaho	8	246:11	30:46
7. UL Monroe	7	205:50	29:24
8. South Alabama	7	201:35	28:47
9. Texas State	7	200:01	28:34
10. New Mexico State	7	195:23	27:54
11. Troy	7	172:23	24:37

4TH-DOWN CONVERSIONS	G	Conv.	Att.	Pct.
1. Georgia Southern	7	15	17	88.2
2. Appalachian State	7	8	11	72.7
3. Texas State	7	8	14	57.1
4. Idaho	8	5	9	55.6
Arkansas State	7	5	9	55.6
6. ULLafayette	7	6	12	50.0
7. UL Monroe	7	8	17	47.1
8. New Mexico State	7	8	18	44.4
South Alabama	7	4	9	44.4
10. Troy	7	4	11	36.4
11. Georgia State	7	0	5	0.0

TURNOVER MARGIN	G	Gained			Lost			Margin	Per/G
		Fum	Int	Tot	Fum	Int	Tot		
1. Arkansas State	7	7	17	24	4	5	9	+15	2.14
2. ULLafayette	7	5	3	8	0	5	5	+3	0.43
3. New Mexico State	7	4	7	11	4	6	10	+1	0.14
Georgia Southern	7	2	11	13	8	4	12	+1	0.14
5. Appalachian State	7	1	7	8	5	3	8	+0	0.00
Troy	7	9	5	14	5	9	14	+0	0.00
7. Idaho	8	8	6	14	6	9	15	-1	-0.12
8. Georgia State	7	2	9	11	6	6	12	-1	-0.14
9. South Alabama	7	5	6	11	5	8	13	-2	-0.29
Texas State	7	6	3	9	3	8	11	-2	-0.29
11. UL Monroe	7	4	2	6	7	13	20	-14	-2.00

OPP 4TH-DN CONVERT	G	Conv.	Att.	Pct.
1. South Alabama	7	1	7	14.3
2. Arkansas State	7	4	12	33.3
Georgia Southern	7	3	9	33.3
4. Georgia State	7	5	12	41.7
5. Appalachian State	7	6	12	50.0
6. Texas State	7	6	11	54.5
7. Troy	7	9	15	60.0
8. UL Monroe	7	10	16	62.5
9. Idaho	8	9	14	64.3
10. New Mexico State	7	8	11	72.7
11. ULLafayette	7	10	13	76.9

2015 Sun Belt Conference
Team Statistics Through games of Nov 29, 2015
(Conference games)

RED ZONE OFFENSE							ATTENDANCE					
	G	Scores	Pct.	TDs	(R-P)	FGs	TurnO	Home	Away	Neutral	Total	
1. Appalachian State	7	27-28	96.4	22	12-10	5-5	0	Appalachian State	4-21274	3-10660	0-0	7-16725
2. Georgia Southern	7	33-37	89.2	24	24-0	9-11	1	Arkansas State	3-20708	4-17867	0-0	7-19085
3. South Alabama	7	24-28	85.7	17	10-7	7-8	2	Georgia Southern	3-17629	4-18452	0-0	7-18099
4. Idaho	8	28-33	84.8	19	14-5	9-11	1	Georgia State	4-10079	3-19552	0-0	7-14139
5. ULLafayette	7	18-22	81.8	14	9-5	4-7	1	Idaho	4-11674	4-17179	0-0	8-14426
6. Troy	7	22-27	81.5	14	6-8	8-11	1	New Mexico State	4-17555	3-18665	0-0	7-18031
7. Arkansas State	7	29-36	80.6	21	14-7	8-10	2	South Alabama	3-16762	4-15638	0-0	7-16120
8. New Mexico State	7	18-23	78.3	15	6-9	3-4	1	Texas State	4-14296	3-14439	0-0	7-14357
9. Georgia State	7	22-29	75.9	17	7-10	5-8	3	Troy	4-19869	3-15523	0-0	7-18006
10. Texas State	7	18-25	72.0	14	9-5	4-7	1	UL Lafayette	3-18603	4-15196	0-0	7-16656
11. UL Monroe	7	9-13	69.2	5	1-4	4-5	0	UL Monroe	3-12540	4-15967	0-0	7-14498
								Totals	39-16352	39-16352	0-0	78-16352

RED ZONE DEFENSE							
	G	Scores	Pct.	TDs	(R-P)	FGs	TurnO
1. ULLafayette	7	17-24	70.8	13	6-7	4-8	1
2. New Mexico State	7	25-34	73.5	19	14-5	6-9	3
3. Appalachian State	7	19-25	76.0	11	7-4	8-10	0
4. UL Monroe	7	27-35	77.1	18	13-5	9-15	0
5. Troy	7	23-29	79.3	15	9-6	8-10	2
6. Georgia State	7	16-20	80.0	12	6-6	4-6	1
7. Texas State	7	23-27	85.2	17	11-6	6-7	3
8. Idaho	8	37-42	88.1	29	17-12	8-9	1
9. Arkansas State	7	16-18	88.9	15	8-7	1-1	2
10. Georgia Southern	7	15-16	93.8	10	3-7	5-5	0
11. South Alabama	7	30-31	96.8	23	18-5	7-7	0

ON-SIDE KICKS BY				
	G	Recovered	Attempts	Success%
1. Troy	7	2	3	66.7
2. UL Monroe	7	0	1	0.0
Idaho	8	0	1	0.0
Appalachian State	7	0	1	0.0
ULLafayette	7	0	1	0.0
South Alabama	7	0	0	0.0
Georgia Southern	7	0	0	0.0
Arkansas State	7	0	0	0.0
Texas State	7	0	0	0.0
New Mexico State	7	0	0	0.0
Georgia State	7	0	0	0.0

ON-SIDE KICKS AGAINST				
	G	Recovered	Attempts	Success%
1. Georgia State	7	0	1	0.0
Arkansas State	7	0	1	0.0
Georgia Southern	7	0	1	0.0
South Alabama	7	0	1	0.0
ULLafayette	7	0	0	0.0
Troy	7	0	0	0.0
New Mexico State	7	0	0	0.0
UL Monroe	7	0	0	0.0
Texas State	7	0	0	0.0
10. Appalachian State	7	1	2	50.0
11. Idaho	8	1	1	100.0

2015 Sun Belt Conference
Individual Statistics Through games of Nov 29, 2015
(Conference games)

RUSHING								
	Cl	G	Att.	Yds	Avg.	TD	Lg	Avg/G
1. RoseIII, Larry-NMSU	So	7	151	1051	7.0	7	54	150.1
2. M. Breida-GS	Jr	7	119	1019	8.6	10	83	145.6
3. Penny, Elijah-IDAHO	Sr	8	192	950	4.9	7	68	118.8
4. Gordon, Michael-ASU	Sr	7	101	678	6.7	6	73	96.9
5. Cox, Marcus-APP	Jr	6	131	580	4.4	6	24	96.7
6. Lowe, Robert-TXST	Sr	7	132	672	5.1	4	54	96.0
7. K. Ellison-GS	Jr	7	76	575	7.6	6	67	82.1
8. Burks, Brandon-TROY	Sr	7	114	565	5.0	3	92	80.7
9. McGuire, Elijah-UL-L	Jr	7	126	557	4.4	6	64	79.6
10. L. Ramsby-GS	So	7	93	541	5.8	8	46	77.3

PASSING AVG/GAME							
	Cl	G	Comp-Att-Int	Yds	TD	Avg/G	
1. Arbuckle, Nick-GSU	Sr	7	177-280-6	2391	14	341.6	
2. Linehan, Matt-IDAHO	So	7	150-247-6	1955	13	279.3	
3. Silvers, B.-TROY	So	6	120-216-7	1443	13	240.5	
4. Lamb, Taylor-APP	So	7	103-159-3	1544	18	220.6	
5. Knighten, Fredi-ASU	Sr	6	91-161-4	1323	15	220.5	
6. Jones, Tyler-TXST	Jr	7	124-236-7	1412	8	201.7	
7. Smith, Garrett-ULM	Fr	6	100-186-7	1152	11	192.0	
8. Cody Clements-USA	Sr	7	91-173-7	1251	8	178.7	
9. Nixon, Jalen-UL-L	Jr	7	44-85-3	533	5	76.1	
10. K. Ellison-GS	Jr	7	22-52-3	402	3	57.4	

PASSEFFICIENCY							
	Cl	G	Comp-Att-Int	Yds	TD	Eff.	
1. Lamb, Taylor-APP	So	7	103-159-3	1544	18	179.9	
2. Knighten, Fredi-ASU	Sr	6	91-161-4	1323	15	151.3	
3. Arbuckle, Nick-GSU	Sr	7	177-280-6	2391	14	147.2	
4. Linehan, Matt-IDAHO	So	7	150-247-6	1955	13	139.7	
5. Silvers, B.-TROY	So	6	120-216-7	1443	13	125.1	
6. Cody Clements-USA	Sr	7	91-173-7	1251	8	120.5	
7. Smith, Garrett-ULM	Fr	6	100-186-7	1152	11	117.8	
8. Nixon, Jalen-UL-L	Jr	7	44-85-3	533	5	116.8	
9. K. Ellison-GS	Jr	7	22-52-3	402	3	114.7	
10. Jones, Tyler-TXST	Jr	7	124-236-7	1412	8	108.1	

RECEPTIONS/GAME							
	Cl	G	No.	Yds	TD	Lg	Yds/G Rec/G
1. Green, Marcus-ULM	Fr	7	47	472	5	47	67.4 6.7
2. Hart, Penny-GSU	Fr	7	46	650	5	48	92.9 6.6
3. Robinson, Jamal-UL-L	Sr	7	40	629	5	64	89.9 5.7
4. Ruben, Teddy-TROY	Sr	7	38	549	5	58	78.4 5.4
5. Riles, Al-UL-L	Jr	7	37	390	4	33	55.7 5.3
6. Davis, Robert-GSU	Jr	7	36	591	2	48	84.4 5.1
Hightower, C-IDAHO	Jr	7	36	454	1	40	64.9 5.1
8. Best, C.J.-TXST	Sr	7	33	344	1	39	49.1 4.7
9. Harden, Donovan-GSU	Sr	6	25	343	3	66	57.2 4.2
10. Taylor, Tyrain-NMSU	Jr	7	28	548	3	75	78.3 4.0

RECEIVE YDS/GAME							
	Cl	G	No.	Yds	TD	Lg	Avg/C Yds/G
1. Hart, Penny-GSU	Fr	7	46	650	5	48	14.1 92.9
2. Robinson, Jamal-UL-L	Sr	7	40	629	5	64	15.7 89.9
3. Davis, Robert-GSU	Jr	7	36	591	2	48	16.4 84.4
4. Ruben, Teddy-TROY	Sr	7	38	549	5	58	14.4 78.4
5. Taylor, Tyrain-NMSU	Jr	7	28	548	3	75	19.6 78.3
6. Green, Marcus-ULM	Fr	7	47	472	5	47	10.0 67.4
7. Hightower, C-IDAHO	Jr	7	36	454	1	40	12.6 64.9
8. Paschal, Dijon-ASU	So	7	19	442	3	75	23.3 63.1
9. Houston, Tres-ASU	Sr	7	24	417	8	57	17.4 59.6
10. Harden, Donovan-GSU	Sr	6	25	343	3	66	13.7 57.2

TOTAL OFFENSE							
	Cl	G	Rush	Pass	Plays	Total	Yds/G
1. Arbuckle, Nick-GSU	Sr	7	-21	2391	309	2370	338.6
2. Linehan, Matt-IDAHO	So	7	114	1955	306	2069	295.6
3. Knighten, Fredi-ASU	Sr	6	285	1323	252	1608	268.0
4. Lamb, Taylor-APP	So	7	289	1544	216	1833	261.9
5. Silvers, B.-TROY	So	6	81	1443	241	1524	254.0
6. Jones, Tyler-TXST	Jr	7	265	1412	314	1677	239.6
7. Smith, Garrett-ULM	Fr	6	142	1152	251	1294	215.7
8. Cody Clements-USA	Sr	7	106	1251	237	1357	193.9
9. RoseIII, Larry-NMSU	So	7	1051	0	151	1051	150.1
10. M. Breida-GS	Jr	7	1019	0	119	1019	145.6

SCORING									
	Cl	G	TD	FG	XPT	2XP	Pts	Pts/G	
1. Rehkow, Austin-IDAHO	Jr	8	0	16	28	0	76	9.5	
2. Matics, Zach-APP	Sr	7	0	9	34	0	61	8.7	
3. M. Breida-GS	Jr	7	10	0	0	0	60	8.6	
White, Johnston-ASU	So	7	10	0	0	0	60	8.6	
5. Solomon, Fredi-TROY	Sr	7	0	11	24	0	57	8.1	
Houston, J.D.-ASU	Jr	7	0	9	30	0	57	8.1	
7. RoseIII, Larry-NMSU	So	7	9	0	0	0	54	7.7	
8. Penny, Elijah-IDAHO	Sr	8	9	0	0	2	56	7.0	
9. Gordon, Michael-ASU	Sr	7	8	0	0	0	48	6.9	
L. Ramsby-GS	So	7	8	0	0	0	48	6.9	

SCORING (TDs)									
	Cl	G	TD	Run	Pass	Ret	Pat	Pts	Avg/G
1. M. Breida-GS	Jr	7	10	10	0	0	0	60	8.6
White, Johnston-ASU	So	7	10	10	0	0	0	60	8.6
3. RoseIII, Larry-NMSU	So	7	9	7	2	0	0	54	7.7
4. Penny, Elijah-IDAHO	Sr	8	9	7	2	0	1	56	7.0
5. Gordon, Michael-ASU	Sr	7	8	6	2	0	0	48	6.9
L. Ramsby-GS	So	7	8	8	0	0	0	48	6.9
Houston, Tres-ASU	Sr	7	8	0	8	0	0	48	6.9
8. McGuire, Elijah-UL-L	Jr	7	7	6	1	0	1	44	6.3
9. GeraldEverett-USA	Jr	7	7	2	5	0	0	42	6.0
Lowe, Robert-TXST	Sr	7	7	4	3	0	0	42	6.0

SCORING (KICK)							
	Cl	G	PAT	FG	Pts	Avg/G	
1. Rehkow, Austin-IDAHO	Jr	8	28-28	16-20	76	9.5	
2. Matics, Zach-APP	Sr	7	34-34	9-10	61	8.7	
3. Houston, J.D.-ASU	Jr	7	30-31	9-10	57	8.1	
Solomon, Jed-TROY	Sr	7	24-24	11-15	57	8.1	
5. Lutz, Wil-GSU	Sr	7	23-24	7-12	44	6.3	
6. Aleem Sunanon-USA	Jr	7	21-21	7-9	42	6.0	
7. Y. Koo-GS	Jr	7	17-17	6-6	35	5.0	
8. Kaba, Lumi-TXST	Jr	7	13-13	7-11	34	4.9	
9. Artigue, Stevie-UL-L	Fr	7	15-16	6-13	33	4.7	
10. Ford, Craig-ULM	Fr	7	15-15	5-6	30	4.3	

PUNT RETURN AVG							
	Cl	G	No.	Yds	TD	Long	Avg/G
1. D. Keaton-GS	Sr	7	11	225	0	72	20.5
2. Taylor, Blaise-ASU	So	7	21	276	1	73	13.1
3. Ruben, Teddy-TROY	Sr	7	12	146	0	33	12.2
4. Haynes, Gary-UL-L	Fr	6	11	124	0	42	11.3
5. McDowell, B-TXST	So	7	9	53	0	17	5.9
6. Beathard, Bobo-APP	Sr	7	8	40	0	36	5.0

KICK RETURN AVG							
	Cl	G	No.	Yds	TD	Long	Avg/G
1. D. Keaton-GS	Sr	7	20	501	0	42	25.0
2. Caldwell, Royce-NMSU	Fr	6	16	227	0	23	14.2

2015 Sun Belt Conference
Individual Statistics Through games of Nov 29, 2015
(Conference games)

ALL PURPOSE		Cl	G	Rush	Rcv	PR	KR	Yds	Avg/G
1.	Rose III, Larry-NMSU	So	7	1051	227	0	0	1278	182.6
2.	M. Breida-GS	Jr	7	1019	9	0	0	1028	146.9
3.	Penny, Elijah-IDAHO	Sr	8	950	189	0	15	1154	144.2
4.	Xavier Johnson-USA	So	7	524	7	0	408	939	134.1
5.	Ruben, Teddy-TROY	Sr	7	12	549	146	207	914	130.6
6.	Burks, Brandon-TROY	Sr	7	565	247	0	0	812	116.0
7.	Cox, Marcus-APP	Jr	6	580	112	0	0	692	115.3
8.	Lowe, Robert-TXST	Sr	7	672	130	0	0	802	114.6
9.	McGuire, Elijah-UL-L	Jr	7	557	138	83	0	778	111.1
10.	D. Keaton-GS	Sr	7	0	46	225	501	772	110.3

PUNTING		Cl	G	No.	Yds	Lg	120	50+	TB	Avg.
1.	Rehkov, Austin-IDAHO	Jr	8	33	1543	65	10	14	2	46.8
2.	Critcher, B.-APP	Jr	7	27	1241	60	7	12	4	46.0
3.	Kaba, Lumi-TXST	Jr	7	42	1917	69	15	17	4	45.6
4.	Lutz, Wil-GSU	Sr	7	34	1527	62	10	10	4	44.9
5.	Kay, Ryan-TROY	Jr	7	33	1429	62	11	6	4	43.3
6.	Aleem Sunanon-USA	Jr	7	26	1113	55	6	6	0	42.8
7.	Ferguson, Luke-ASU	Sr	7	42	1795	66	18	11	4	42.7
8.	Coutts, Steven-UL-L	Fr	7	38	1585	64	13	8	4	41.7
9.	Torres, Anthony-NMSU	Sr	7	39	1576	70	13	6	2	40.4
10.	Brandon McKee-USA	Jr	7	20	785	54	5	3	4	39.2

FIELD GOALS		Cl	G	Made	Att.	Long	Pct.	FG/G
1.	Rehkov, Austin-IDAHO	Jr	8	16	20	48	80.0	2.00
2.	Solomon, Jed-TROY	Sr	7	11	15	44	73.3	1.57
3.	Matics, Zach-APP	Sr	7	9	10	45	90.0	1.29
	Houston, J.D.-ASU	Jr	7	9	10	42	90.0	1.29
5.	Aleem Sunanon-USA	Jr	7	7	9	47	77.8	1.00
	Kaba, Lumi-TXST	Jr	7	7	11	50	63.6	1.00
	Lutz, Wil-GSU	Sr	7	7	12	44	58.3	1.00
8.	Y. Koo-GS	Jr	7	6	6	44	100.0	0.86
	Artigue, Stevie-UL-L	Fr	7	6	13	49	46.2	0.86
10.	Ford, Craig-ULM	Fr	7	5	6	44	83.3	0.71

FIELD GOAL PCT		Cl	G	Made	Att.	Long	Pct.
1.	Rehkov, Austin-IDAHO	Jr	8	16	20	48	80.0
2.	Solomon, Jed-TROY	Sr	7	11	15	44	73.3

PAT KICKING PCT		Cl	G	Made	Att.	Pct.
1.	Matics, Zach-APP	Sr	7	34	34	100.0
	Rehkov, Austin-IDAHO	Jr	8	28	28	100.0
	Solomon, Jed-TROY	Sr	7	24	24	100.0
	Aleem Sunanon-USA	Jr	7	21	21	100.0
	Y. Koo-GS	Jr	7	17	17	100.0
	Ford, Craig-ULM	Fr	7	15	15	100.0
7.	Houston, J.D.-ASU	Jr	7	30	31	96.8
8.	Lutz, Wil-GSU	Sr	7	23	24	95.8
9.	Artigue, Stevie-UL-L	Fr	7	15	16	93.8

2015 Sun Belt Conference
Individual Statistics Through games of Nov 29, 2015
(Conference games)

PASSES DEFENDED		Cl	G	BrUp	Int.	Total	Avg/G
1.	Sullivan, C.-GSU	So	7	7	2	9	1.29
	Dukes, Bruce-GSU	Sr	7	9	0	9	1.29
	Smith, Jerome-GSU	Fr	7	8	1	9	1.29
4.	Farmer, L.-TROY	Sr	7	5	3	8	1.14
5.	Humes, Chris-ASU	Jr	7	6	1	7	1.00
	Brown, Savion-UL-L	Jr	7	4	3	7	1.00
	D. White-GS	Sr	7	6	1	7	1.00
	Taylor, Blaise-ASU	So	7	6	1	7	1.00
	C. Williams-GS	Fr	7	4	3	7	1.00
	Brown, Cody-ASU	Jr	7	4	3	7	1.00
11.	Baker, Bobby-GSU	Jr	7	5	1	6	0.86
	Walker, Tracy-UL-L	So	7	6	0	6	0.86
13.	Hayes, Rocky-ASU	Sr	7	1	4	5	0.71
	Williams, Mondo-APP	Jr	7	4	1	5	0.71
	McDowell, B-TXST	So	7	5	0	5	0.71
	Gibbs, Latrell-APP	So	7	4	1	5	0.71
	D. Jones-GS	Jr	7	3	2	5	0.71
	Jeremy Reaves-USA	So	7	5	0	5	0.71
	E.J. May-USA	Sr	7	4	1	5	0.71
	Hunter, Money-ASU	Jr	7	3	2	5	0.71

INTERCEPTIONS		Cl	G	No.	Yds	TD	Long	Avg/G
1.	Hayes, Rocky-ASU	Sr	7	4	1	0	4	0.57
2.	Brown, Savion-UL-L	Jr	7	3	101	1	85	0.43
	Farmer, L.-TROY	Sr	7	3	78	1	55	0.43
	C. Williams-GS	Fr	7	3	35	0	17	0.43
	A. Glover-GS	Sr	7	3	33	0	36	0.43
	Brown, Cody-ASU	Jr	7	3	32	1	30	0.43
7.	Wright, Jaden-NMSU	So	6	2	33	0	37	0.33
8.	Woodson, Xavier-ASU	Jr	7	2	71	0	60	0.29
	Hunter, Money-ASU	Jr	7	2	29	1	29	0.29
	Sullivan, C.-GSU	So	7	2	25	1	25	0.29

FUMBLES FORCED		Cl	G	No.	Avg/G
1.	A. Williams-GS	Sr	7	3	0.43
2.	Tovell, D.-UL-L	Sr	7	2	0.29
	Kitchens, M.-TROY	Sr	7	2	0.29
	Lewis, Terris-TROY	Jr	7	2	0.29
	Ayers, Kaylyn-IDAHO	Sr	7	2	0.29
	Rolland-Jones-ASU	So	7	2	0.29
	Woodson, Xavier-ASU	Jr	7	2	0.29
8.	Millan, Marc-IDAHO	Sr	8	2	0.25
9.	Roberts, Tyler-TROY	Sr	6	1	0.17
	O'Roy, Javante-TXST	Jr	6	1	0.17

FUMBLES RECOVERED		Cl	G	No.	Avg/G
1.	Stone, Chris-ASU	Sr	7	3	0.43
2.	Reddick, Darrin-TROY	Sr	7	2	0.29
	Devon Earl-USA	Jr	7	2	0.29
	Johnson, M-ULM	Sr	7	2	0.29
5.	Mondie, Robert-ASU	Sr	6	1	0.17
	Harris, Jalen-TROY	So	6	1	0.17
	Peterson, J.-GSU	Sr	6	1	0.17
	D Buford-Hughes-USA	Sr	6	1	0.17
	Clement, Will-NMSU	Fr	6	1	0.17
	Crawford, T.-UL-L	So	6	1	0.17